

NEGROS OCCIDENTAL ELECTRIC COOPERATIVE, INC.
(N O C E C O)
Kabankalan City, Negros Occidental

SCHEDULE OF UNBUNDLED RATES
For the Month of January 2021

DATE : **January 11, 2021**

UNBUNDLED CHARGES		TYPE OF CONSUMER											VAT RATE	
		RESIDENTIAL	SMALL COMMERCIAL (Low Voltage)	HIGH VOLTAGE COMMERCIAL	INDUSTRIAL (High Voltage)	LARGE INDUSTRIAL High Voltage	BAPA Low Voltage	PUBLIC BUILDING (Low Voltage)	PUBLIC BUILDING (High Voltage)	SALE for RESALE (Low Voltage)	STREETLIGHTS (Low Voltage)			
DESCRIPTION	UNIT CHARGE										METERED	UNMETERED		
Generation Charges:														
Generation System Charge	PhP/kwhr	4.0232	4.0232	4.0232	4.0232	4.0232	4.0232	4.0232	4.0232	4.0232	4.0232	4.0232	4.0232	0.1200
Franchise & Benefits to Host Communities	PhP/kwhr	0.0000	0.0000	0.0000	0.0000	0.0000	0.0000	0.0000	0.0000	0.0000	0.0000	0.0000	0.0000	
Deferred Accounting Adjustment (DAA)	PhP/kwhr	0.1065	0.1065	0.1065	0.1065	0.1065	0.1065	0.1065	0.1065	0.1065	0.1065	0.1065	0.1065	
ICERA Adjustment Charge	PhP/kwhr	0.0077	0.0077	0.0077	0.0077	0.0077	0.0077	0.0077	0.0077	0.0077	0.0077	0.0077	0.0077	
Transmission Charges:														
Demand Charge	PhP/kw			183.7472	183.7472	183.7472				183.7472				Please refer to VAT ON TRANSMISSION below
Transmission System Charge	PhP/kwhr	1.0908	0.8340	0.0000	0.0000	0.0000	1.0908	0.8340	0.0000	1.0908	0.8340	0.8340	0.8340	
System Loss Charge	PhP/kwhr	0.6225	0.6225	0.6225	0.6225	0.6225	0.6225	0.6225	0.6225	0.6225	0.6225	0.6225	0.6225	0.0000
Distribution Charges :														
Demand Charge	PhP/kw			219.6800	219.6800	219.6800				219.6800				
Distribution System Charge	PhP/kwhr	0.5782	0.7595				0.5782	0.7595			0.5782	0.7595	0.7595	
Supply Charges:														
Retail Customer Charge	PhP/Cust./Mo.		42.9200	42.9200	42.9200	42.9200			42.9200	42.9200		42.9200	42.9200	
Supply System Charge	PhP/kwhr	0.6001					0.6001				0.6001			
Metering Charges :														
Retail Customer Charge	PhP/Meter/Mo.	5.0000	35.9400	35.9400	35.9400	35.9400	5.0000	35.9400	35.9400		35.9400			
Metering System Charge	PhP/kwhr	0.4326					0.3526							
Inter-Class Cross Subsidy Charge	PhP/kwhr	0.0000	0.0000	0.0000	0.0000	0.0000	0.0000	0.0000	0.0000	0.0000	0.0000	0.0000	0.0000	
Universal Charges :														
Missionary Electrification	PhP/kwhr	0.1561	0.1561	0.1561	0.1561	0.1561	0.1561	0.1561	0.1561		0.1561	0.1561	0.1561	
Environmental Charge	PhP/kwhr	0.0000	0.0000	0.0000	0.0000	0.0000	0.0000	0.0000	0.0000	0.0000	0.0000	0.0000	0.0000	
Stranded Debts (UC-SD)	PhP/kwhr	0.0428	0.0428	0.0428	0.0428	0.0428	0.0428	0.0428	0.0428	0.0428	0.0428	0.0428	0.0428	
Stranded Contract Cost (UC-SCC)	PhP/kwhr	0.0000	0.0000	0.0000	0.0000	0.0000	0.0000	0.0000	0.0000	0.0000	0.0000	0.0000	0.0000	
Feed-In Tariff Allowance (FIT-All)	PhP/kwhr	0.0983	0.0983	0.0983	0.0983	0.0983	0.0983	0.0983	0.0983	0.0983	0.0983	0.0983	0.0983	
Lifeline Rate (Discount)/Subsidy	PhP/kwhr	0.0410	0.0410	0.0410	0.0410	0.0410	0.0410	0.0410	0.0410	0.0410	0.0410	0.0410	0.0410	
Senior Citizen Subsidy Rate	PhP/kwhr	0.0019	0.0019	0.0019	0.0019	0.0019	0.0019	0.0019	0.0019	0.0019	0.0019	0.0019	0.0019	
Member's Contribution on CAPEX	PhP/kwhr	0.2904	0.2904	0.2904	0.2904	0.2904	0.2904	0.2904	0.2904	0.2904	0.2904	0.2904	0.2904	
Power Act Rate Reduction	PhP/kwhr	0.0000	0.0000	0.0000	0.0000	0.0000	0.0000	0.0000	0.0000	0.0000	0.0000	0.0000	0.0000	
Power Cost Adjustment	PhP/kwhr	0.0000	0.0000	0.0000	0.0000	0.0000	0.0000	0.0000	0.0000	0.0000	0.0000	0.0000	0.0000	
TOTAL ENERGY CHARGES	PhP/kwhr	P 8.0921	P 6.9839	P 5.3904	P 5.3904	P 5.3904	P 8.0121	P 6.9839	P 5.3904	P 7.0309	P 6.9839	P 6.9839	P 6.9839	
TOTAL DEMAND CHARGE	PhP/KW	P -	P -	P 403.4272	P 403.4272	P 403.4272	P -	P -	P 403.4272	P -	P -	P -	P -	
TOTAL FIXED CHARGES	Php/meter/mo.	P 5.00	P 35.94	P 35.94	P 35.94	P 35.94	P 5.00	P 35.94	P 35.94	P 35.94	P 35.94	P 35.94	P 35.94	
	Php/cust/mo.	P -	P 42.92	P 42.92	P 42.92	P 42.92	P -	P 42.92	P 42.92	P -	P 42.92	P 42.92	P 42.92	
VAT ON TRANSMISSION		0.9519	1.2450	0.9150	0.9150	0.9150	0.9519	1.2450	0.9150	0.9519	1.2450	1.2450	1.2450	

Note : GENERATION SYSTEM SHARE VATABLE is **0.8667**

UC-ME rate is in accordance with ERC Order on Case No. 2009-028 RC
DSM Charges are in compliance to ERC Order on Case No 2009-109 RC (RSEC-WR)-2nd year

FOR BAPA's WITH CHECK METER :	
SYSTEMS LOSS CHARGE :	0.0151 P/kWhr
METERING SYSTEM CHARGE	0.3526 P/kWhr

Prepared by:

Checked by :

Noted by :

Approved by:

KENNETH MICHAEL G. MARASIGAN
Tariff & Statistical Analyst

JOE D. MATULA
Utility Economics Supervisor

SHIELA MARIE A. HEYROSA
Corplan/Manager

JONAS F. DISCAYA
General Manager

NEGROS OCCIDENTAL ELECTRIC COOPERATIVE, INC.
(N O C E C O)
Kabankalan City, Negros Occidental

SCHEDULE OF UNBUNDLED RATES
For the Month of February 2021

DATE : February 11, 2021

UNBUNDLED CHARGES		TYPE OF CONSUMER											VAT RATE	
DESCRIPTION	UNIT CHARGE	RESIDENTIAL	SMALL COMMERCIAL (Low Voltage)	HIGH VOLTAGE COMMERCIAL	INDUSTRIAL (High Voltage)	LARGE INDUSTRIAL High Voltage	BAPA Low Voltage	PUBLIC BUILDING (Low Voltage)	PUBLIC BUILDING (High Voltage)	SALE for RESALE (Low Voltage)	STREETLIGHTS (Low Voltage)			
											METERED	UNMETERED		
Generation Charges:														
Generation System Charge	PhP/kwhr	4.6071	4.6071	4.6071	4.6071	4.6071	4.6071	4.6071	4.6071	4.6071	4.6071	4.6071	4.6071	0.1200
Franchise & Benefits to Host Communities	PhP/kwhr	0.0000	0.0000	0.0000	0.0000	0.0000	0.0000	0.0000	0.0000	0.0000	0.0000	0.0000	0.0000	
Deferred Accounting Adjustment (DAA)	PhP/kwhr	0.1042	0.1042	0.1042	0.1042	0.1042	0.1042	0.1042	0.1042	0.1042	0.1042	0.1042	0.1042	
ICERA Adjustment Charge	PhP/kwhr	0.0075	0.0075	0.0075	0.0075	0.0075	0.0075	0.0075	0.0075	0.0075	0.0075	0.0075	0.0075	
Transmission Charges:														
Demand Charge	PhP/kw			215.0400	215.0400	215.0400			215.0400					Please refer to VAT ON TRANSMISSION below
Transmission System Charge	PhP/kwhr	1.1154	0.8720	0.0000	0.0000	0.0000	1.1154	0.8720	0.0000	1.1154	0.8720	0.8720	0.8720	0.0000
System Loss Charge	PhP/kwhr	0.7015	0.7015	0.7015	0.7015	0.7015	0.7015	0.7015	0.7015	0.7015	0.7015	0.7015	0.7015	0.0000
Distribution Charges :														
Demand Charge	PhP/kw			219.6800	219.6800	219.6800			219.6800					
Distribution System Charge	PhP/kwhr	0.5782	0.7595				0.5782	0.7595		0.5782	0.7595	0.7595	0.7595	
Supply Charges:														
Retail Customer Charge	PhP/Cust./Mo.		42.9200	42.9200	42.9200	42.9200		42.9200	42.9200		42.9200	42.9200	42.9200	
Supply System Charge	PhP/kwhr	0.6001					0.6001			0.6001				
Metering Charges :														
Retail Customer Charge	PhP/Meter/Mo.	5.0000	35.9400	35.9400	35.9400	35.9400	5.0000	35.9400	35.9400		35.9400			
Metering System Charge	PhP/kwhr	0.4326					0.3526							
Inter-Class Cross Subsidy Charge	PhP/kwhr	0.0000	0.0000	0.0000	0.0000	0.0000	0.0000	0.0000	0.0000	0.0000	0.0000	0.0000	0.0000	
Universal Charges :														
Misssionary Electrification	PhP/kwhr	0.1561	0.1561	0.1561	0.1561	0.1561	0.1561	0.1561	0.1561		0.1561	0.1561	0.1561	
Environmental Charge	PhP/kwhr	0.0000	0.0000	0.0000	0.0000	0.0000	0.0000	0.0000	0.0000		0.0000	0.0000	0.0000	
Stranded Debts (UC-SD)	PhP/kwhr	0.0428	0.0428	0.0428	0.0428	0.0428	0.0428	0.0428	0.0428		0.0428	0.0428	0.0428	
Stranded Contract Cost (UC-SCC)	PhP/kwhr	0.0000	0.0000	0.0000	0.0000	0.0000	0.0000	0.0000	0.0000		0.0000	0.0000	0.0000	
Feed-In Tariff Allowance (FIT-All)	PhP/kwhr	0.0983	0.0983	0.0983	0.0983	0.0983	0.0983	0.0983	0.0983		0.0983	0.0983	0.0983	
Lifeline Rate (Discount)/Subsidy	PhP/kwhr	0.0460	0.0460	0.0460	0.0460	0.0460	0.0460	0.0460	0.0460		0.0460	0.0460	0.0460	
Senior Citizen Subsidy Rate	PhP/kwhr	0.0021	0.0021	0.0021	0.0021	0.0021	0.0021	0.0021	0.0021	0.0021	0.0021	0.0021	0.0021	
Member's Contribution on CAPEX	PhP/kwhr	0.2904	0.2904	0.2904	0.2904	0.2904	0.2904	0.2904	0.2904		0.2904	0.2904	0.2904	
Power Act Rate Reduction	PhP/kwhr	0.0000					0.0000							
Power Cost Adjustment	PhP/kwhr	0.0000	0.0000	0.0000	0.0000	0.0000	0.0000	0.0000	0.0000	0.0000	0.0000	0.0000	0.0000	
TOTAL ENERGY CHARGES	PhP/kwhr	P 8.7823	P 7.6875	P 6.0560	P 6.0560	P 6.0560	P 8.7023	P 7.6875	P 6.0560	P 7.7161	P 7.6875	P 7.6875	P 7.6875	
TOTAL DEMAND CHARGE	PhP/KW	P -	P -	P 434.7200	P 434.7200	P 434.7200	P -	P -	P 434.7200	P -	P -	P -	P -	
TOTAL FIXED CHARGES	Php/meter/mo.	P 5.00	P 35.94	P 35.94	P 35.94	P 35.94	P 5.00	P 35.94	P 35.94	P -	P 35.94	P -	P -	
	PhP/cust/mo.	P -	P 42.92	P 42.92	P 42.92	P 42.92	P -	P 42.92	P 42.92	P -	P 42.92	P -	P 42.92	

VAT ON TRANSMISSION	0.9967	1.2748	0.9198	0.9198	0.9198	0.9967	1.2748	0.9198	0.9967	1.2748	1.2748
----------------------------	---------------	---------------	---------------	---------------	---------------	---------------	---------------	---------------	---------------	---------------	---------------

Note : GENERATION SYSTEM SHARE VATABLE is 0.8625

UC-ME rate is in accordance with ERC Order on Case No. 2009-028 RC
DSM Charges are in compliance to ERC Order on Case No 2009-109 RC (RSEC-WR)-2nd year


FOR BAPA's WITH CHECK METER :

SYSTEMS LOSS CHARGE : 0.0438 P/kWhr
METERING SYSTEM CHARGE 0.3526 P/kWhr

Prepared by:


KENNETH MICHAEL G. MARASIGAN
Tariff & Statistical Analyst


Checked by :


JOSE Q. MATULA
Utility Economics Supervisor

Noted by :


SHIELA MARIE A. HEYROSA
Complan Manager

Approved by :


IONAS P. DISCAYA
General Manager

NEGROS OCCIDENTAL ELECTRIC COOPERATIVE, INC.
(N O C E C O)
Kabankalan City, Negros Occidental

SCHEDULE OF UNBUNDLED RATES
For the Month of March 2021

DATE :

March 11, 2021


UNBUNDLED CHARGES		TYPE OF CONSUMER												VAT RATE
DESCRIPTION	UNIT CHARGE	RESIDENTIAL	SMALL COMMERCIAL (Low Voltage)	HIGH VOLTAGE COMMERCIAL	INDUSTRIAL (High Voltage)	LARGE INDUSTRIAL High Voltage	BAPA Low Voltage	PUBLIC BUILDING (Low Voltage)	PUBLIC BUILDING (High Voltage)	SALE for RESALE (Low Voltage)	STREETLIGHTS (Low Voltage)			
											METERED	UNMETERED		
Generation Charges:														
Generation System Charge	PhP/kwhr	4.2288	4.2288	4.2288	4.2288	4.2288	4.2288	4.2288	4.2288	4.2288	4.2288	4.2288	4.2288	0.1200
Franchise & Benefits to Host Communities	PhP/kwhr	0.0000	0.0000	0.0000	0.0000	0.0000	0.0000	0.0000	0.0000	0.0000	0.0000	0.0000	0.0000	
Deferred Accounting Adjustment (DAA)	PhP/kwhr	0.1044	0.1044	0.1044	0.1044	0.1044	0.1044	0.1044	0.1044	0.1044	0.1044	0.1044	0.1044	
ICERA Adjustment Charge	PhP/kwhr	0.0075	0.0075	0.0075	0.0075	0.0075	0.0075	0.0075	0.0075	0.0075	0.0075	0.0075	0.0075	
Transmission Charges:														
Demand Charge	PhP/kw			219.2968	219.2968	219.2968			219.2968					Please refer to VAT ON TRANSMISSION below
Transmission System Charge	PhP/kwhr	1.0826	0.8188	0.0000	0.0000	0.0000	1.0826	0.8188	0.0000	1.0826	0.8188	0.8188	0.8188	
System Loss Charge	PhP/kwhr	0.6474	0.6474	0.6474	0.6474	0.6474	0.6474	0.6474	0.6474	0.6474	0.6474	0.6474	0.6474	0.0000
Distribution Charges :														
Demand Charge	PhP/kw			219.6800	219.6800	219.6800			219.6800					
Distribution System Charge	PhP/kwhr	0.5782	0.7595				0.5782	0.7595		0.5782	0.7595	0.7595	0.7595	
Supply Charges:														
Retail Customer Charge	PhP/Cust./Mo.		42.9200	42.9200	42.9200	42.9200		42.9200	42.9200		42.9200	42.9200	42.9200	
Supply System Charge	PhP/kwhr	0.6001					0.6001			0.6001				
Metering Charges :														
Retail Customer Charge	PhP/Meter/Mo.	5.0000	35.9400	35.9400	35.9400	35.9400	5.0000	35.9400	35.9400		35.9400			
Metering System Charge	PhP/kwhr	0.4326					0.3526							
Inter-Class Cross Subsidy Charge	PhP/kwhr	0.0000	0.0000	0.0000	0.0000	0.0000	0.0000	0.0000	0.0000	0.0000	0.0000	0.0000	0.0000	
Universal Charges :														
Missionary Electrification	PhP/kwhr	0.1561	0.1561	0.1561	0.1561	0.1561	0.1561	0.1561	0.1561		0.1561	0.1561	0.1561	
Environmental Charge	PhP/kwhr	0.0000	0.0000	0.0000	0.0000	0.0000	0.0000	0.0000	0.0000		0.0000	0.0000	0.0000	
Stranded Debts (UC-SD)	PhP/kwhr	0.0428	0.0428	0.0428	0.0428	0.0428	0.0428	0.0428	0.0428		0.0428	0.0428	0.0428	
Stranded Contract Cost (UC-SCC)	PhP/kwhr	0.0000	0.0000	0.0000	0.0000	0.0000	0.0000	0.0000	0.0000		0.0000	0.0000	0.0000	
Feed-In Tariff Allowance (FIT-All)	PhP/kwhr	0.0983	0.0983	0.0983	0.0983	0.0983	0.0983	0.0983	0.0983		0.0983	0.0983	0.0983	
Lifeline Rate (Discount)/Subsidy	PhP/kwhr	0.0461	0.0461	0.0461	0.0461	0.0461	0.0461	0.0461	0.0461		0.0461	0.0461	0.0461	
Senior Citizen Subsidy Rate	PhP/kwhr	0.0021	0.0021	0.0021	0.0021	0.0021	0.0021	0.0021	0.0021	0.0021	0.0021	0.0021	0.0021	
Member's Contribution on CAPEX	PhP/kwhr	0.2904	0.2904	0.2904	0.2904	0.2904	0.2904	0.2904	0.2904		0.2904	0.2904	0.2904	
Power Act Rate Reduction	PhP/kwhr	0.0000					0.0000							
Power Cost Adjustment	PhP/kwhr	0.0000	0.0000	0.0000	0.0000	0.0000	0.0000	0.0000	0.0000	0.0000	0.0000	0.0000	0.0000	
TOTAL ENERGY CHARGES	PhP/kwhr	P 8.3174	P 7.2022	P 5.6239	P 5.6239	P 5.6239	P 8.2374	P 7.2022	P 5.6239	P 7.2511	P 7.2022	P 7.2022	P 7.2022	
TOTAL DEMAND CHARGE	PhP/KW	P -	P -	P 438.9768	P 438.9768	P 438.9768	P -	P -	P 438.9768	P -	P -	P -	P -	
TOTAL FIXED CHARGES	Php/meter/mo.	P 5.00	P 35.94	P 35.94	P 35.94	P 35.94	P 5.00	P 35.94	P 35.94	P -	P 35.94	P -	P -	
	Php/cust/mo.	P -	P 42.92	P 42.92	P 42.92	P 42.92	P -	P 42.92	P 42.92	P -	P 42.92	P -	P 42.92	


VAT ON TRANSMISSION	0.9891	1.3078	0.9131	0.9131	0.9131	0.9891	1.3078	0.9131	0.9891	1.3078	1.3078
----------------------------	---------------	---------------	---------------	---------------	---------------	---------------	---------------	---------------	---------------	---------------	---------------

Note : GENERATION SYSTEM SHARE VATABLE is 0.9425

UC-ME rate is in accordance with ERC Order on Case No. 2009-028 RC
DSM Charges are in compliance to ERC Order on Case No 2009-109 RC (RSEC-WR)-2nd year

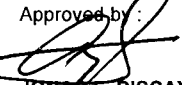
FOR BAPA's WITH CHECK METER :	
SYSTEMS LOSS CHARGE :	0.0235 P/kWhr
METERING SYSTEM CHARGE	0.3526 P/kWhr

Prepared by:

KENNETH MICHAEL G. MARASIGAN
Tariff & Statistical Analyst

Checked by :

JOEY C. MATULA
Utility Economics Supervisor

Noted by :

SHEILA MARIE A. HEYROSA
Complan Manager

Approved by :

JONAS F. DISCAYA
General Manager

NEGROS OCCIDENTAL ELECTRIC COOPERATIVE, INC.
(N O C E C O)
Kabankalan City, Negros Occidental

SCHEDULE OF UNBUNDLED RATES
For the Month of April 2021

DATE : **April 8, 2021**

UNBUNDLED CHARGES		TYPE OF CONSUMER											VAT RATE	
		RESIDENTIAL	SMALL COMMERCIAL (Low Voltage)	HIGH VOLTAGE COMMERCIAL	INDUSTRIAL (High Voltage)	LARGE INDUSTRIAL High Voltage	BAPA Low Voltage	PUBLIC BUILDING (Low Voltage)	PUBLIC BUILDING (High Voltage)	SALE for RESALE (Low Voltage)	STREETLIGHTS (Low Voltage)			
DESCRIPTION	UNIT CHARGE										METERED	UNMETERED		
Generation Charges:														
Generation System Charge	PhP/kwhr	5.4020	5.4020	5.4020	5.4020	5.4020	5.4020	5.4020	5.4020	5.4020	5.4020	5.4020	5.4020	0.1200
Franchise & Benefits to Host Communities	PhP/kwhr	0.0000	0.0000	0.0000	0.0000	0.0000	0.0000	0.0000	0.0000	0.0000	0.0000	0.0000	0.0000	
Deferred Accounting Adjustment (DAA)	PhP/kwhr	0.1047	0.1047	0.1047	0.1047	0.1047	0.1047	0.1047	0.1047	0.1047	0.1047	0.1047	0.1047	
ICERA Adjustment Charge	PhP/kwhr	0.0076	0.0076	0.0076	0.0076	0.0076	0.0076	0.0076	0.0076	0.0076	0.0076	0.0076	0.0076	
Transmission Charges:														
Demand Charge	PhP/kw			210.6985	210.6985	210.6985			210.6985					Please refer to VAT ON TRANSMISSION below
Transmission System Charge	PhP/kwhr	1.0286	0.7547	0.0000	0.0000	0.0000	1.0286	0.7547	0.0000	1.0286	0.7547	0.7547	0.7547	
System Loss Charge	PhP/kwhr	0.7790	0.7790	0.7790	0.7790	0.7790	0.7790	0.7790	0.7790	0.7790	0.7790	0.7790	0.7790	0.0000
Distribution Charges :														
Demand Charge	PhP/kw			219.6800	219.6800	219.6800			219.6800					
Distribution System Charge	PhP/kwhr	0.5782	0.7595				0.5782	0.7595		0.5782	0.7595	0.7595	0.7595	
Supply Charges:														
Retail Customer Charge	PhP/Cust./Mo.		42.9200	42.9200	42.9200	42.9200		42.9200	42.9200		42.9200	42.9200	42.9200	
Supply System Charge	PhP/kwhr	0.6001					0.6001			0.6001				
Metering Charges :														
Retail Customer Charge	PhP/Meter/Mo.	5.0000	35.9400	35.9400	35.9400	35.9400	5.0000	35.9400	35.9400		35.9400			
Metering System Charge	PhP/kwhr	0.4326					0.3526							
Inter-Class Cross Subsidy Charge	PhP/kwhr	0.0000	0.0000	0.0000	0.0000	0.0000	0.0000	0.0000	0.0000	0.0000	0.0000	0.0000	0.0000	
Universal Charges :														
Missionary Electrification	PhP/kwhr	0.1561	0.1561	0.1561	0.1561	0.1561	0.1561	0.1561	0.1561		0.1561	0.1561	0.1561	
Environmental Charge	PhP/kwhr	0.0000	0.0000	0.0000	0.0000	0.0000	0.0000	0.0000	0.0000		0.0000	0.0000	0.0000	
Stranded Debts (UC-SD)	PhP/kwhr	0.0428	0.0428	0.0428	0.0428	0.0428	0.0428	0.0428	0.0428		0.0428	0.0428	0.0428	
Stranded Contract Cost (UC-SCC)	PhP/kwhr	0.0000	0.0000	0.0000	0.0000	0.0000	0.0000	0.0000	0.0000		0.0000	0.0000	0.0000	
Feed-In Tariff Allowance (FIT-All)	PhP/kwhr	0.0983	0.0983	0.0983	0.0983	0.0983	0.0983	0.0983	0.0983		0.0983	0.0983	0.0983	
Lifeline Rate (Discount)/Subsidy	PhP/kwhr	0.0629	0.0629	0.0629	0.0629	0.0629	0.0629	0.0629	0.0629		0.0629	0.0629	0.0629	
Senior Citizen Subsidy Rate	PhP/kwhr	0.0026	0.0026	0.0026	0.0026	0.0026	0.0026	0.0026	0.0026	0.0026	0.0026	0.0026	0.0026	
Member's Contribution on CAPEX	PhP/kwhr	0.2904	0.2904	0.2904	0.2904	0.2904	0.2904	0.2904	0.2904		0.2904	0.2904	0.2904	
Power Act Rate Reduction	PhP/kwhr	0.0000					0.0000							
Power Cost Adjustment	PhP/kwhr	0.0000	0.0000	0.0000	0.0000	0.0000	0.0000	0.0000	0.0000	0.0000	0.0000	0.0000	0.0000	
TOTAL ENERGY CHARGES	PhP/kwhr	P 9.5859	P 8.4606	P 6.9464	P 6.9464	P 6.9464	P 9.5059	P 8.4606	P 6.9464	P 8.5028	P 8.4606	P 8.4606	P 8.4606	
TOTAL DEMAND CHARGE	PhP/KW	P -	P -	P 430.3785	P 430.3785	P 430.3785	P -	P -	P 430.3785	P -	P -	P -	P -	
TOTAL FIXED CHARGES	Php/meter/mo.	P 5.00	P 35.94	P 35.94	P 35.94	P 35.94	P 5.00	P 35.94	P 35.94	P -	P 35.94	P -	P -	
	Php/cust/mo.	P -	P 42.92	P 42.92	P 42.92	P 42.92	P -	P 42.92	P 42.92	P -	P 42.92	P -	P 42.92	
VAT ON TRANSMISSION		1.0646	1.4509	0.9315	0.9315	0.9315	1.0646	1.4509	0.9315	1.0646	1.4509	1.4509	1.4509	

Note : GENERATION SYSTEM SHARE VATABLE is **0.8867**


UC-ME rate is in accordance with ERC Order on Case No. 2009-028 RC
DSM Charges are in compliance to ERC Order on Case No 2009-109 RC (RSEC-WR)-2nd year

FOR BAPA's WITH CHECK METER :	
SYSTEMS LOSS CHARGE :	0.0616 P/kWhr
METERING SYSTEM CHARGE	0.3526 P/kWhr

Prepared by:

KENNETH MICHAEL G. MARASIGAN
Tariff & Statistical Analyst

Checked by :


JOEL G. MATULA
Utility Economics Supervisor

Noted by:


SHIELA MARIE A. HEYROSA
Complain Manager

Approved by:


JONAS F. DISCAYA
General Manager

NEGROS OCCIDENTAL ELECTRIC COOPERATIVE, INC.
(N O C E C O)
Kabankalan City, Negros Occidental

SCHEDULE OF UNBUNDLED RATES
For the Month of May 2021

DATE : **May 11, 2021**

UNBUNDLED CHARGES	DESCRIPTION	UNIT CHARGE	TYPE OF CONSUMER										VAT RATE		
			RESIDENTIAL	SMALL COMMERCIAL (Low Voltage)	HIGH VOLTAGE COMMERCIAL	INDUSTRIAL (High Voltage)	LARGE INDUSTRIAL High Voltage	BAPA Low Voltage	PUBLIC BUILDING (Low Voltage)	PUBLIC BUILDING (High Voltage)	SALE for RESALE (Low Voltage)	STREETLIGHTS (Low Voltage)			
												METERED		UNMETERED	
Generation Charges:															
Generation System Charge	PhP/kwhr	5.2865	5.2865	5.2865	5.2865	5.2865	5.2865	5.2865	5.2865	5.2865	5.2865	5.2865	5.2865	5.2865	0.1200
Franchise & Benefits to Host Communities	PhP/kwhr	0.0000	0.0000	0.0000	0.0000	0.0000	0.0000	0.0000	0.0000	0.0000	0.0000	0.0000	0.0000	0.0000	
Deferred Accounting Adjustment (DAA)	PhP/kwhr	0.0946	0.0946	0.0946	0.0946	0.0946	0.0946	0.0946	0.0946	0.0946	0.0946	0.0946	0.0946	0.0946	
ICERA Adjustment Charge	PhP/kwhr	0.0068	0.0068	0.0068	0.0068	0.0068	0.0068	0.0068	0.0068	0.0068	0.0068	0.0068	0.0068	0.0068	
Transmission Charges:															
Demand Charge	PhP/kw			173.5760	173.5760	173.5760			173.5760						Please refer to VAT ON TRANSMISSION below
Transmission System Charge	PhP/kwhr	0.9561	0.7188	0.0000	0.0000	0.0000	0.9561	0.7188	0.0000	0.9561	0.7188	0.7188	0.7188	0.7188	
System Loss Charge	PhP/kwhr	0.7666	0.7666	0.7666	0.7666	0.7666	0.7666	0.7666	0.7666	0.7666	0.7666	0.7666	0.7666	0.7666	0.0000
Distribution Charges :															
Demand Charge	PhP/kw			219.6800	219.6800	219.6800			219.6800						
Distribution System Charge	PhP/kwhr	0.5782	0.7595				0.5782	0.7595		0.5782	0.7595	0.7595	0.7595	0.7595	
Supply Charges:															
Retail Customer Charge	PhP/Cust./Mo.		42.9200	42.9200	42.9200	42.9200		42.9200	42.9200			42.9200	42.9200	42.9200	
Supply System Charge	PhP/kwhr	0.6001					0.6001			0.6001					
Metering Charges :															
Retail Customer Charge	PhP/Meter/Mo.	5.0000	35.9400	35.9400	35.9400	35.9400	5.0000	35.9400	35.9400			35.9400			
Metering System Charge	PhP/kwhr	0.4326					0.3526								
Inter-Class Cross Subsidy Charge	PhP/kwhr	0.0000	0.0000	0.0000	0.0000	0.0000	0.0000	0.0000	0.0000	0.0000	0.0000	0.0000	0.0000	0.0000	
Universal Charges :															
Misssionary Electrification	PhP/kwhr	0.1561	0.1561	0.1561	0.1561	0.1561	0.1561	0.1561	0.1561	0.1561	0.1561	0.1561	0.1561	0.1561	
Environmental Charge	PhP/kwhr	0.0000	0.0000	0.0000	0.0000	0.0000	0.0000	0.0000	0.0000	0.0000	0.0000	0.0000	0.0000	0.0000	
Stranded Debts (UC-SD)	PhP/kwhr	0.0428	0.0428	0.0428	0.0428	0.0428	0.0428	0.0428	0.0428	0.0428	0.0428	0.0428	0.0428	0.0428	
Stranded Contract Cost (UC-SCC)	PhP/kwhr	0.0000	0.0000	0.0000	0.0000	0.0000	0.0000	0.0000	0.0000	0.0000	0.0000	0.0000	0.0000	0.0000	
Feed-In Tariff Allowance (FIT-All)	PhP/kwhr	0.0983	0.0983	0.0983	0.0983	0.0983	0.0983	0.0983	0.0983	0.0983	0.0983	0.0983	0.0983	0.0983	
Lifeline Rate (Discount)/Subsidy	PhP/kwhr	0.0411	0.0411	0.0411	0.0411	0.0411	0.0411	0.0411	0.0411	0.0411	0.0411	0.0411	0.0411	0.0411	
Senior Citizen Subsidy Rate	PhP/kwhr	0.0019	0.0019	0.0019	0.0019	0.0019	0.0019	0.0019	0.0019	0.0019	0.0019	0.0019	0.0019	0.0019	
Member's Contribution on CAPEX	PhP/kwhr	0.2904	0.2904	0.2904	0.2904	0.2904	0.2904	0.2904	0.2904	0.2904	0.2904	0.2904	0.2904	0.2904	
Power Act Rate Reduction	PhP/kwhr	0.0000					0.0000								
Power Cost Adjustment	PhP/kwhr	0.0000	0.0000	0.0000	0.0000	0.0000	0.0000	0.0000	0.0000	0.0000	0.0000	0.0000	0.0000	0.0000	
TOTAL ENERGY CHARGES	PhP/kwhr	P 9.3521	P 8.2634	P 6.7851	P 6.7851	P 6.7851	P 9.2721	P 8.2634	P 6.7851	P 8.2908	P 8.2634	P 8.2634	P 8.2634	P 8.2634	
TOTAL DEMAND CHARGE	PhP/KW	P -	P -	P 393.2560	P 393.2560	P 393.2560	P -	P -	P 393.2560	P -	P -	P -	P -	P -	
TOTAL FIXED CHARGES	Php/meter/mo.	P 5.00	P 35.94	P 35.94	P 35.94	P 35.94	P 5.00	P 35.94	P 35.94	P -	P 35.94	P -	P 35.94	P -	
	Php/cust/mo.	P -	P 42.92	P 42.92	P 42.92	P 42.92	P -	P 42.92	P 42.92	P -	P 42.92	P -	P 42.92	P 42.92	
VAT ON TRANSMISSION		0.9927	1.3205	0.9385	0.9385	0.9385	0.9927	1.3205	0.9385	0.9927	1.3205	1.3205	1.3205	1.3205	


Note : GENERATION SYSTEM SHARE VATABLE is **0.8417**


UC-ME rate is in accordance with ERC Order on Case No. 2009-028 RC
DSM Charges are in compliance to ERC Order on Case No 2009-109 RC (RSEC-WR)-2nd year


FOR BAPA's WITH CHECK METER :
SYSTEMS LOSS CHARGE : **0.0674 P/kWhr**
METERING SYSTEM CHARGE **0.3526 P/kWhr**

Prepared by:

KENNETH MICHAEL G. MARASIGAN
Tariff & Statistical Analyst

Checked by :

JOE O. MATULA
Utility Economics Supervisor

Noted by:

SHIELA MARIE A. HEYROSA
Corplan Manager

Approved by:

JONASE DISCAYA
General Manager

NEGROS OCCIDENTAL ELECTRIC COOPERATIVE, INC.
(N O C E C O)
Kabankalan City, Negros Occidental

SCHEDULE OF UNBUNDLED RATES
For the Month of June 2021


DATE : **June 11, 2021**


UNBUNDLED CHARGES		TYPE OF CONSUMER											VAT RATE	
		RESIDENTIAL	SMALL COMMERCIAL (Low Voltage)	HIGH VOLTAGE COMMERCIAL	INDUSTRIAL (High Voltage)	LARGE INDUSTRIAL High Voltage	BAPA Low Voltage	PUBLIC BUILDING (Low Voltage)	PUBLIC BUILDING (High Voltage)	SALE for RESALE (Low Voltage)	STREETLIGHTS (Low Voltage)			
DESCRIPTION	UNIT CHARGE										METERED	UNMETERED		
Generation Charges:														
Generation System Charge	PhP/kwhr	7.5446	7.5446	7.5446	7.5446	7.5446	7.5446	7.5446	7.5446	7.5446	7.5446	7.5446	7.5446	0.1200
Franchise & Benefits to Host Communities	PhP/kwhr	0.0000	0.0000	0.0000	0.0000	0.0000	0.0000	0.0000	0.0000	0.0000	0.0000	0.0000	0.0000	
Defered Accounting Adjustment (DAA)	PhP/kwhr	0.0942	0.0942	0.0942	0.0942	0.0942	0.0942	0.0942	0.0942	0.0942	0.0942	0.0942	0.0942	
ICERA Adjustment Charge	PhP/kwhr	0.0068	0.0068	0.0068	0.0068	0.0068	0.0068	0.0068	0.0068	0.0068	0.0068	0.0068	0.0068	
Transmission Charges:														
Demand Charge	PhP/kw			156.5120	156.5120	156.5120				156.5120				Please refer to VAT ON TRANSMISSION below
Transmission System Charge	PhP/kwhr	0.9170	0.6730	0.0000	0.0000	0.0000	0.9170	0.6730	0.0000	0.9170	0.6730	0.6730	0.6730	
System Loss Charge	PhP/kwhr	1.0872	1.0872	1.0872	1.0872	1.0872	1.0872	1.0872	1.0872	1.0872	1.0872	1.0872	1.0872	0.0000
Distribution Charges :														
Demand Charge	PhP/kw			219.6800	219.6800	219.6800				219.6800				
Distribution System Charge	PhP/kwhr	0.5782	0.7595				0.5782	0.7595		0.5782	0.7595	0.7595	0.7595	
Supply Charges:														
Retail Customer Charge	PhP/Cust./Mo.		42.9200	42.9200	42.9200	42.9200			42.9200	42.9200			42.9200	42.9200
Supply System Charge	PhP/kwhr	0.6001					0.6001				0.6001			
Metering Charges :														
Retail Customer Charge	PhP/Meter/Mo.	5.0000	35.9400	35.9400	35.9400	35.9400	5.0000	35.9400	35.9400				35.9400	
Metering System Charge	PhP/kwhr	0.4326					0.3526							
Inter-Class Cross Subsidy Charge	PhP/kwhr	0.0000	0.0000	0.0000	0.0000	0.0000	0.0000	0.0000	0.0000	0.0000	0.0000	0.0000	0.0000	
Universal Charges :														
Misssionary Electrification	PhP/kwhr	0.1561	0.1561	0.1561	0.1561	0.1561	0.1561	0.1561	0.1561				0.1561	0.1561
Environmental Charge	PhP/kwhr	0.0000	0.0000	0.0000	0.0000	0.0000	0.0000	0.0000	0.0000				0.0000	0.0000
Stranded Debts (UC-SD)	PhP/kwhr	0.0428	0.0428	0.0428	0.0428	0.0428	0.0428	0.0428	0.0428				0.0428	0.0428
Stranded Contract Cost (UC-SCC)	PhP/kwhr	0.0000	0.0000	0.0000	0.0000	0.0000	0.0000	0.0000	0.0000				0.0000	0.0000
Feed-In Tariff Allowance (FIT-All)	PhP/kwhr	0.0983	0.0983	0.0983	0.0983	0.0983	0.0983	0.0983	0.0983				0.0983	0.0983
Lifeline Rate (Discount)/Subsidy	PhP/kwhr	0.0613	0.0613	0.0613	0.0613	0.0613	0.0613	0.0613	0.0613				0.0613	0.0613
Senior Citizen Subsidy Rate	PhP/kwhr	0.0027	0.0027	0.0027	0.0027	0.0027	0.0027	0.0027	0.0027	0.0027			0.0027	0.0027
Member's Contribution on CAPEX	PhP/kwhr	0.2904	0.2904	0.2904	0.2904	0.2904	0.2904	0.2904	0.2904				0.2904	0.2904
Power Act Rate Reduction	PhP/kwhr	0.0000					0.0000							
Power Cost Adjustment	PhP/kwhr	0.0000	0.0000	0.0000	0.0000	0.0000	0.0000	0.0000	0.0000	0.0000	0.0000	0.0000	0.0000	0.0000
TOTAL ENERGY CHARGES	PhP/kwhr	P 11.9123	P 10.8169	P 9.3844	P 9.3844	P 9.3844	P 11.8323	P 10.8169	P 9.3844	P 10.8308	P 10.8169	P 10.8169	P 10.8169	
TOTAL DEMAND CHARGE	PhP/KW	P -	P -	P 376.1920	P 376.1920	P 376.1920	P -	P -	P 376.1920	P -	P -	P -	P -	
TOTAL FIXED CHARGES	Php/meter/mo.	P 5.00	P 35.94	P 35.94	P 35.94	P 35.94	P 5.00	P 35.94	P 35.94	P -	P 35.94	P -	P -	
	Php/cust/mo.	P -	P 42.92	P 42.92	P 42.92	P 42.92	P -	P 42.92	P 42.92	P -	P 42.92	P -	P 42.92	
VAT ON TRANSMISSION		1.0851	1.4785	0.9545	0.9545	0.9545	1.0851	1.4785	0.9545	1.0851	1.4785	1.4785	1.4785	

Note : GENERATION SYSTEM SHARE VATABLE is **0.8550**

UC-ME rate is in accordance with ERC Order on Case No. 2009-028 RC
DSM Charges are in compliance to ERC Order on Case No 2009-109 RC (RSEC-WR)-2nd year

FOR BAPA's WITH CHECK METER :
SYSTEMS LOSS CHARGE : 0.2040 P/kWhr
METERING SYSTEM CHARGE 0.3526 P/kWhr

Prepared by:

KENNETH MICHAEL G. MARASIGAN
Tariff & Statistical Analyst

Checked by:

JUELQ. MATULA
Utility Economics Supervisor

Noted by:

SHIELA MARIE A. HEYROSA
Corplan Manager

Approved by:

JONAS F. DISCAYA
General Manager

NEGROS OCCIDENTAL ELECTRIC COOPERATIVE, INC.
(N O C E C O)
Kabankalan City, Negros Occidental

SCHEDULE OF UNBUNDLED RATES
For the Month of July 2021

DATE :

July 9, 2021

UNBUNDLED CHARGES		TYPE OF CONSUMER											VAT RATE	
		RESIDENTIAL	SMALL COMMERCIAL (Low Voltage)	HIGH VOLTAGE COMMERCIAL	INDUSTRIAL (High Voltage)	LARGE INDUSTRIAL High Voltage	BAPA Low Voltage	PUBLIC BUILDING (Low Voltage)	PUBLIC BUILDING (High Voltage)	SALE for RESALE (Low Voltage)	STREETLIGHTS (Low Voltage)			
DESCRIPTION	UNIT CHARGE										METERED	UNMETERED		
Generation Charges:														
Generation System Charge	PhP/kwhr	7.1468	7.1468	7.1468	7.1468	7.1468	7.1468	7.1468	7.1468	7.1468	7.1468	7.1468	7.1468	0.1200
Franchise & Benefits to Host Communities	PhP/kwhr	0.0000	0.0000	0.0000	0.0000	0.0000	0.0000	0.0000	0.0000	0.0000	0.0000	0.0000	0.0000	
Deferred Accounting Adjustment (DAA)	PhP/kwhr	0.0934	0.0934	0.0934	0.0934	0.0934	0.0934	0.0934	0.0934	0.0934	0.0934	0.0934	0.0934	
ICERA Adjustment Charge	PhP/kwhr	0.0067	0.0067	0.0067	0.0067	0.0067	0.0067	0.0067	0.0067	0.0067	0.0067	0.0067	0.0067	
Transmission Charges:														
Demand Charge	PhP/kw			195.5088	195.5088	195.5088				195.5088				Please refer to VAT ON TRANSMISSION below
Transmission System Charge	PhP/kwhr	0.8512	0.6282	0.0000	0.0000	0.0000	0.8512	0.6282	0.0000	0.8512	0.6282	0.6282	0.6282	
System Loss Charge	PhP/kwhr	0.9860	0.9860	0.9860	0.9860	0.9860	0.9860	0.9860	0.9860	0.9860	0.9860	0.9860	0.9860	0.0000
Distribution Charges :														
Demand Charge	PhP/kw			219.6800	219.6800	219.6800				219.6800				
Distribution System Charge	PhP/kwhr	0.5782	0.7595				0.5782	0.7595		0.5782	0.7595	0.7595	0.7595	
Supply Charges:														
Retail Customer Charge	PhP/Cust./Mo.		42.9200	42.9200	42.9200	42.9200			42.9200	42.9200			42.9200	42.9200
Supply System Charge	PhP/kwhr	0.6001					0.6001			0.6001			0.6001	
Metering Charges :														
Retail Customer Charge	PhP/Meter/Mo.	5.0000	35.9400	35.9400	35.9400	35.9400	5.0000	35.9400	35.9400				35.9400	
Metering System Charge	PhP/kwhr	0.4326					0.3526							
Inter-Class Cross Subsidy Charge	PhP/kwhr	0.0000	0.0000	0.0000	0.0000	0.0000	0.0000	0.0000	0.0000	0.0000	0.0000	0.0000	0.0000	
Universal Charges :														
Missionary Electrification	PhP/kwhr	0.1561	0.1561	0.1561	0.1561	0.1561	0.1561	0.1561	0.1561	0.1561	0.1561	0.1561	0.1561	
Environmental Charge	PhP/kwhr	0.0000	0.0000	0.0000	0.0000	0.0000	0.0000	0.0000	0.0000	0.0000	0.0000	0.0000	0.0000	
Stranded Debts (UC-SD)	PhP/kwhr	0.0428	0.0428	0.0428	0.0428	0.0428	0.0428	0.0428	0.0428	0.0428	0.0428	0.0428	0.0428	
Stranded Contract Cost (UC-SCC)	PhP/kwhr	0.0000	0.0000	0.0000	0.0000	0.0000	0.0000	0.0000	0.0000	0.0000	0.0000	0.0000	0.0000	
Feed-In Tariff Allowance (FIT-All)	PhP/kwhr	0.0983	0.0983	0.0983	0.0983	0.0983	0.0983	0.0983	0.0983	0.0983	0.0983	0.0983	0.0983	
Lifeline Rate (Discount)/Subsidy	PhP/kwhr	0.0492	0.0492	0.0492	0.0492	0.0492	0.0492	0.0492	0.0492	0.0492	0.0492	0.0492	0.0492	
Senior Citizen Subsidy Rate	PhP/kwhr	0.0023	0.0023	0.0023	0.0023	0.0023	0.0023	0.0023	0.0023	0.0023	0.0023	0.0023	0.0023	
Member's Contribution on CAPEX	PhP/kwhr	0.2904	0.2904	0.2904	0.2904	0.2904	0.2904	0.2904	0.2904	0.2904	0.2904	0.2904	0.2904	
Power Act Rate Reduction	PhP/kwhr	0.0000					0.0000							
Power Cost Adjustment	PhP/kwhr	0.0000	0.0000	0.0000	0.0000	0.0000	0.0000	0.0000	0.0000	0.0000	0.0000	0.0000	0.0000	
TOTAL ENERGY CHARGES	PhP/kwhr	P 11.3341	P 10.2597	P 8.8720	P 8.8720	P 8.8720	P 11.2541	P 10.2597	P 8.8720	P 10.2647	P 10.2597	P 10.2597	P 10.2597	
TOTAL DEMAND CHARGE	PhP/KW	P -	P -	P 415.1888	P 415.1888	P 415.1888	P -	P -	P 415.1888	P -	P -	P -	P -	
TOTAL FIXED CHARGES	Php/meter/mo.	P 5.00	P 35.94	P 35.94	P 35.94	P 35.94	P 5.00	P 35.94	P 35.94	P -	P 35.94	P -	P 35.94	
	Php/cust/mo.	P -	P 42.92	P 42.92	P 42.92	P 42.92	P -	P 42.92	P 42.92	P -	P 42.92	P -	P 42.92	
VAT ON TRANSMISSION		1.0182	1.3796	0.9618	0.9618	0.9618	1.0182	1.3796	0.9618	1.0182	1.3796	1.3796	1.3796	

Note : GENERATION SYSTEM SHARE VATABLE is 0.8042

UC-ME rate is in accordance with ERC Order on Case No. 2009-028 RC
DSM Charges are in compliance to ERC Order on Case No 2009-109 RC (RSEC-WR)-2nd year

FOR BAPA's WITH CHECK METER :
SYSTEMS LOSS CHARGE : 0.1420 P/kWhr
METERING SYSTEM CHARGE 0.3526 P/kWhr

Prepared by:

Checked by :

Noted by :

Approved by

KENNETH MICHAEL G. MARASIGAN
Tariff & Statistical Analyst

JOEL Q. MATULA
Utility Economics Supervisor

STELLA MARIE A. HEYROSA
Complan Manager

JONAS F. DISCAYA
General Manager

NEGROS OCCIDENTAL ELECTRIC COOPERATIVE, INC.
(N O C E C O)
Kabankalan City, Negros Occidental

SCHEDULE OF UNBUNDLED RATES
For the Month of August 2021

DATE :

August 11, 2021

UNBUNDLED CHARGES		TYPE OF CONSUMER											VAT RATE	
		RESIDENTIAL	SMALL COMMERCIAL (Low Voltage)	HIGH VOLTAGE COMMERCIAL	INDUSTRIAL (High Voltage)	LARGE INDUSTRIAL High Voltage	BAPA Low Voltage	PUBLIC BUILDING (Low Voltage)	PUBLIC BUILDING (High Voltage)	SALE for RESALE (Low Voltage)	STREETLIGHTS (Low Voltage)			
DESCRIPTION	UNIT CHARGE										METERED	UNMETERED		
Generation Charges:														
Generation System Charge	PhP/kwhr	7.9994	7.9994	7.9994	7.9994	7.9994	7.9994	7.9994	7.9994	7.9994	7.9994	7.9994	7.9994	0.1200
Franchise & Benefits to Host Communities	PhP/kwhr	0.0000	0.0000	0.0000	0.0000	0.0000	0.0000	0.0000	0.0000	0.0000	0.0000	0.0000	0.0000	
Deferred Accounting Adjustment (DAA)	PhP/kwhr	0.1018	0.1018	0.1018	0.1018	0.1018	0.1018	0.1018	0.1018	0.1018	0.1018	0.1018	0.1018	
ICERA Adjustment Charge	PhP/kwhr	0.0074	0.0074	0.0074	0.0074	0.0074	0.0074	0.0074	0.0074	0.0074	0.0074	0.0074	0.0074	
Transmission Charges:														
Demand Charge	PhP/kw			186.3561	186.3561	186.3561				186.3561				Please refer to VAT ON TRANSMISSION below
Transmission System Charge	PhP/kwhr	0.9420	0.7293	0.0000	0.0000	0.0000	0.9420	0.7293	0.0000	0.9420	0.7293	0.7293	0.7293	
System Loss Charge	PhP/kwhr	1.1136	1.1136	1.1136	1.1136	1.1136	1.1136	1.1136	1.1136	1.1136	1.1136	1.1136	1.1136	0.0000
Distribution Charges :														
Demand Charge	PhP/kw			219.6800	219.6800	219.6800				219.6800				
Distribution System Charge	PhP/kwhr	0.5782	0.7595				0.5782	0.7595		0.5782	0.7595	0.7595	0.7595	
Supply Charges:														
Retail Customer Charge	PhP/Cust./Mo.		42.9200	42.9200	42.9200	42.9200			42.9200	42.9200			42.9200	42.9200
Supply System Charge	PhP/kwhr	0.6001					0.6001				0.6001			
Metering Charges :														
Retail Customer Charge	PhP/Meter/Mo.	5.0000	35.9400	35.9400	35.9400	35.9400	5.0000	35.9400	35.9400				35.9400	
Metering System Charge	PhP/kwhr	0.4326					0.3526							
Inter-Class Cross Subsidy Charge	PhP/kwhr	0.0000	0.0000	0.0000	0.0000	0.0000	0.0000	0.0000	0.0000	0.0000	0.0000	0.0000	0.0000	
Universal Charges :														
Missionary Electrification	PhP/kwhr	0.1561	0.1561	0.1561	0.1561	0.1561	0.1561	0.1561	0.1561				0.1561	0.1561
Environmental Charge	PhP/kwhr	0.0000	0.0000	0.0000	0.0000	0.0000	0.0000	0.0000	0.0000				0.0000	0.0000
Stranded Debts (UC-SD)	PhP/kwhr	0.0428	0.0428	0.0428	0.0428	0.0428	0.0428	0.0428	0.0428				0.0428	0.0428
Stranded Contract Cost (UC-SCC)	PhP/kwhr	0.0000	0.0000	0.0000	0.0000	0.0000	0.0000	0.0000	0.0000				0.0000	0.0000
Feed-In Tariff Allowance (FIT-All)	PhP/kwhr	0.0983	0.0983	0.0983	0.0983	0.0983	0.0983	0.0983	0.0983				0.0983	0.0983
Lifeline Rate (Discount)/Subsidy	PhP/kwhr	0.0647	0.0647	0.0647	0.0647	0.0647	0.0647	0.0647	0.0647				0.0647	0.0647
Senior Citizen Subsidy Rate	PhP/kwhr	0.0029	0.0029	0.0029	0.0029	0.0029	0.0029	0.0029	0.0029	0.0029			0.0029	0.0029
Member's Contribution on CAPEX	PhP/kwhr	0.2904	0.2904	0.2904	0.2904	0.2904	0.2904	0.2904	0.2904				0.2904	0.2904
Power Act Rate Reduction	PhP/kwhr	0.0000					0.0000							
Power Cost Adjustment	PhP/kwhr	0.0000	0.0000	0.0000	0.0000	0.0000	0.0000	0.0000	0.0000	0.0000	0.0000	0.0000	0.0000	0.0000
TOTAL ENERGY CHARGES	PhP/kwhr	P 12.4303	P 11.3662	P 9.8774	P 9.8774	P 9.8774	P 12.3503	P 11.3662	P 9.8774	P 11.3454	P 11.3662	P 11.3662	P 11.3662	
TOTAL DEMAND CHARGE	PhP/KW	P -	P -	P 406.0361	P 406.0361	P 406.0361	P -	P -	P 406.0361	P -	P -	P -	P -	
TOTAL FIXED CHARGES	Php/meter/mo.	P 5.00	P 35.94	P 35.94	P 35.94	P 35.94	P 5.00	P 35.94	P 35.94	P -	P 35.94	P -	P -	
	Php/cust/mo.	P -	P 42.92	P 42.92	P 42.92	P 42.92	P -	P 42.92	P 42.92	P -	P 42.92	P -	P 42.92	
VAT ON TRANSMISSION		1.0014	1.2935	0.9610	0.9610	0.9610	1.0014	1.2935	0.9610	1.0014	1.2935	1.2935	1.2935	

Note : GENERATION SYSTEM SHARE VATABLE is 0.3608

UC-ME rate is in accordance with ERC Order on Case No. 2009-026 RC
DSM Charges are in compliance to ERC Order on Case No 2009-109 RC (RSEC-WR)-2nd year

FOR BAPA's WITH CHECK METER :	
SYSTEMS LOSS CHARGE :	0.1899 P/kWhr
METERING SYSTEM CHARGE	0.3526 P/kWhr

Prepared by:

Checked by :

Noted by :

Approved by :


KENNETH MICHAEL G. MARASIGAN
Tariff & Statistical Analyst


JOEL A. MATULA
Utility Economics Supervisor


SHIELA MARIE A. HEYROSA
Complan Manager


JONAS F. DISCAYA
General Manager

NEGROS OCCIDENTAL ELECTRIC COOPERATIVE, INC.
(N O C E C O)
Kabankalan City, Negros Occidental

SCHEDULE OF UNBUNDLED RATES
For the Month of September 2021

DATE : **September 10, 2021**

UNBUNDLED CHARGES		TYPE OF CONSUMER											VAT RATE	
		RESIDENTIAL	SMALL COMMERCIAL (Low Voltage)	HIGH VOLTAGE COMMERCIAL	INDUSTRIAL (High Voltage)	LARGE INDUSTRIAL High Voltage	BAPA Low Voltage	PUBLIC BUILDING (Low Voltage)	PUBLIC BUILDING (High Voltage)	SALE for RESALE (Low Voltage)	STREETLIGHTS (Low Voltage)			
DESCRIPTION	UNIT CHARGE										METERED	UNMETERED		
Generation Charges:														
Generation System Charge	PhP/kwhr	8.5424	8.5424	8.5424	8.5424	8.5424	8.5424	8.5424	8.5424	8.5424	8.5424	8.5424	8.5424	0.1200
Franchise & Benefits to Host Communities	PhP/kwhr	0.0000	0.0000	0.0000	0.0000	0.0000	0.0000	0.0000	0.0000	0.0000	0.0000	0.0000	0.0000	
Deferred Accounting Adjustment (DAA)	PhP/kwhr	0.0947	0.0947	0.0947	0.0947	0.0947	0.0947	0.0947	0.0947	0.0947	0.0947	0.0947	0.0947	
ICERA Adjustment Charge	PhP/kwhr	0.0068	0.0068	0.0068	0.0068	0.0068	0.0068	0.0068	0.0068	0.0068	0.0068	0.0068	0.0068	
Transmission Charges:														
Demand Charge	PhP/kw			166.9784	166.9784	166.9784				166.9784				Please refer to VAT ON TRANSMISSION below
Transmission System Charge	PhP/kwhr	0.8457	0.6186	0.0000	0.0000	0.0000	0.8457	0.6186	0.0000	0.8457	0.6186	0.6186	0.6186	
System Loss Charge	PhP/kwhr	1.1907	1.1907	1.1907	1.1907	1.1907	1.1907	1.1907	1.1907	1.1907	1.1907	1.1907	1.1907	0.0000
Distribution Charges :														
Demand Charge	PhP/kw			219.6800	219.6800	219.6800				219.6800				
Distribution System Charge	PhP/kwhr	0.5782	0.7595				0.5782	0.7595		0.5782	0.7595	0.7595	0.7595	
Supply Charges:														
Retail Customer Charge	PhP/Cust./Mo.		42.9200	42.9200	42.9200	42.9200			42.9200	42.9200			42.9200	42.9200
Supply System Charge	PhP/kwhr	0.6001					0.6001			0.6001				
Metering Charges :														
Retail Customer Charge	PhP/Meter/Mo.	5.0000	35.9400	35.9400	35.9400	35.9400	5.0000	35.9400	35.9400				35.9400	
Metering System Charge	PhP/kwhr	0.4326					0.3526							
Inter-Class Cross Subsidy Charge	PhP/kwhr	0.0000	0.0000	0.0000	0.0000	0.0000	0.0000	0.0000	0.0000	0.0000	0.0000	0.0000	0.0000	
Universal Charges :														
Missionary Electrification	PhP/kwhr	0.1561	0.1561	0.1561	0.1561	0.1561	0.1561	0.1561	0.1561	0.1561			0.1561	0.1561
Environmental Charge	PhP/kwhr	0.0000	0.0000	0.0000	0.0000	0.0000	0.0000	0.0000	0.0000	0.0000			0.0000	0.0000
Stranded Debts (UC-SD)	PhP/kwhr	0.0428	0.0428	0.0428	0.0428	0.0428	0.0428	0.0428	0.0428	0.0428			0.0428	0.0428
Stranded Contract Cost (UC-SCC)	PhP/kwhr	0.0000	0.0000	0.0000	0.0000	0.0000	0.0000	0.0000	0.0000	0.0000			0.0000	0.0000
Feed-In Tariff Allowance (FIT-All)	PhP/kwhr	0.0983	0.0983	0.0983	0.0983	0.0983	0.0983	0.0983	0.0983	0.0983			0.0983	0.0983
Lifeline Rate (Discount)/Subsidy	PhP/kwhr	0.0648	0.0648	0.0648	0.0648	0.0648	0.0648	0.0648	0.0648	0.0648			0.0648	0.0648
Senior Citizen Subsidy Rate	PhP/kwhr	0.0029	0.0029	0.0029	0.0029	0.0029	0.0029	0.0029	0.0029	0.0029			0.0029	0.0029
Member's Contribution on CAPEX	PhP/kwhr	0.2904	0.2904	0.2904	0.2904	0.2904	0.2904	0.2904	0.2904	0.2904			0.2904	0.2904
Power Act Rate Reduction	PhP/kwhr	0.0000					0.0000							
Power Cost Adjustment	PhP/kwhr	0.0000	0.0000	0.0000	0.0000	0.0000	0.0000	0.0000	0.0000	0.0000			0.0000	0.0000
TOTAL ENERGY CHARGES	PhP/kwhr	P 12.9465	P 11.8680	P 10.4899	P 10.4899	P 10.4899	P 12.8665	P 11.8680	P 10.4899	P 11.8615	P 11.8680	P 11.8680	P 11.8680	P 11.8680
TOTAL DEMAND CHARGE	PhP/KW	P -	P -	P 386.6584	P 386.6584	P 386.6584	P -	P -	P 386.6584	P -	P -	P -	P -	P -
TOTAL FIXED CHARGES	Php/meter/mo.	P 5.00	P 35.94	P 35.94	P 35.94	P 35.94	P 5.00	P 35.94	P 35.94	P -	P 35.94	P -	P 35.94	P -
	Php/cust/mo.	P -	P 42.92	P 42.92	P 42.92	P 42.92	P -	P 42.92	P 42.92	P -	P 42.92	P -	P 42.92	P 42.92

VAT ON TRANSMISSION	1.0662	1.4576	0.9721	0.9721	0.9721	1.0662	1.4576	0.9721	1.0662	1.4576	1.4576
----------------------------	---------------	---------------	---------------	---------------	---------------	---------------	---------------	---------------	---------------	---------------	---------------

Note : GENERATION SYSTEM SHARE VATABLE is **1.0442**

UC-ME rate is in accordance with ERC Order on Case No. 2009-028 RC
DSM Charges are in compliance to ERC Order on Case No 2009-109 RC (RSEC-WR)-2nd year

FOR BAPA's WITH CHECK METER :	
SYSTEMS LOSS CHARGE :	0.2309 P/kWhr
METERING SYSTEM CHARGE	0.3526 P/kWhr


Prepared by:


KENNETH MICHAEL G. MARASIGAN
Tariff & Statistical Analyst

Checked by:


JOEL B. MATULA
Utility Economics Supervisor

Noted by:


SHIRLA MARIE A. HEYROSA
Corporal Manager
9/10/21

Approved by:


JONASE DISCAYA
General Manager

NEGROS OCCIDENTAL ELECTRIC COOPERATIVE, INC.
(N O C E C O)
 Kabankalan City, Negros Occidental

SCHEDULE OF UNBUNDLED RATES
 For the Month of October 2021

DATE : **October 11, 2021**

UNBUNDLED CHARGES		TYPE OF CONSUMER											VAT RATE	
DESCRIPTION	UNIT CHARGE	RESIDENTIAL	SMALL COMMERCIAL (Low Voltage)	HIGH VOLTAGE COMMERCIAL	INDUSTRIAL (High Voltage)	LARGE INDUSTRIAL High Voltage	BAPA Low Voltage	PUBLIC BUILDING (Low Voltage)	PUBLIC BUILDING (High Voltage)	SALE for RESALE (Low Voltage)	STREETLIGHTS (Low Voltage)			
											METERED	UNMETERED		
Generation Charges:														
Generation System Charge	PhP/kwhr	5.3382	5.3382	5.3382	5.3382	5.3382	5.3382	5.3382	5.3382	5.3382	5.3382	5.3382	5.3382	0.1200
Franchise & Benefits to Host Communities	PhP/kwhr	0.0000	0.0000	0.0000	0.0000	0.0000	0.0000	0.0000	0.0000	0.0000	0.0000	0.0000	0.0000	
Deferred Accounting Adjustment (DAA)	PhP/kwhr	0.1040	0.1040	0.1040	0.1040	0.1040	0.1040	0.1040	0.1040	0.1040	0.1040	0.1040	0.1040	
ICERA Adjustment Charge	PhP/kwhr	0.0075	0.0075	0.0075	0.0075	0.0075	0.0075	0.0075	0.0075	0.0075	0.0075	0.0075	0.0075	
Transmission Charges:														
Demand Charge	PhP/kw			188.4966	188.4966	188.4966				188.4966				Please refer to VAT ON TRANSMISSION below
Transmission System Charge	PhP/kwhr	1.0089	0.7365	0.0000	0.0000	0.0000	1.0089	0.7365	0.0000	1.0089	0.7365	0.7365	0.7365	
System Loss Charge	PhP/kwhr	0.7882	0.7882	0.7882	0.7882	0.7882	0.7882	0.7882	0.7882	0.7882	0.7882	0.7882	0.7882	0.0000
Distribution Charges :														
Demand Charge	PhP/kw			219.6800	219.6800	219.6800				219.6800				
Distribution System Charge	PhP/kwhr	0.5782	0.7595				0.5782	0.7595		0.5782	0.7595	0.7595	0.7595	
Supply Charges:														
Retail Customer Charge	PhP/Cust./Mo.		42.9200	42.9200	42.9200	42.9200		42.9200	42.9200		42.9200	42.9200	42.9200	
Supply System Charge	PhP/kwhr	0.6001					0.6001			0.6001				
Metering Charges :														
Retail Customer Charge	PhP/Meter/Mo.	5.0000	35.9400	35.9400	35.9400	35.9400	5.0000	35.9400	35.9400		35.9400			
Metering System Charge	PhP/kwhr	0.4326					0.3526							
Inter-Class Cross Subsidy Charge	PhP/kwhr	0.0000	0.0000	0.0000	0.0000	0.0000	0.0000	0.0000	0.0000	0.0000	0.0000	0.0000	0.0000	
Universal Charges :														
Missionary Electrification	PhP/kwhr	0.1561	0.1561	0.1561	0.1561	0.1561	0.1561	0.1561	0.1561		0.1561	0.1561	0.1561	
Environmental Charge	PhP/kwhr	0.0000	0.0000	0.0000	0.0000	0.0000	0.0000	0.0000	0.0000		0.0000	0.0000	0.0000	
Stranded Debts (UC-SD)	PhP/kwhr	0.0428	0.0428	0.0428	0.0428	0.0428	0.0428	0.0428	0.0428		0.0428	0.0428	0.0428	
Stranded Contract Cost (UC-SCC)	PhP/kwhr	0.0000	0.0000	0.0000	0.0000	0.0000	0.0000	0.0000	0.0000		0.0000	0.0000	0.0000	
Feed-In Tariff Allowance (FIT-All)	PhP/kwhr	0.0983	0.0983	0.0983	0.0983	0.0983	0.0983	0.0983	0.0983		0.0983	0.0983	0.0983	
Lifeline Rate (Discount)/Subsidy	PhP/kwhr	0.0414	0.0414	0.0414	0.0414	0.0414	0.0414	0.0414	0.0414		0.0414	0.0414	0.0414	
Senior Citizen Subsidy Rate	PhP/kwhr	0.0019	0.0019	0.0019	0.0019	0.0019	0.0019	0.0019	0.0019	0.0019	0.0019	0.0019	0.0019	
Member's Contribution on CAPEX	PhP/kwhr	0.2904	0.2904	0.2904	0.2904	0.2904	0.2904	0.2904	0.2904	0.2904	0.2904	0.2904	0.2904	
Power Act Rate Reduction	PhP/kwhr	0.0000					0.0000							
Power Cost Adjustment	PhP/kwhr	0.0000	0.0000	0.0000	0.0000	0.0000	0.0000	0.0000	0.0000	0.0000	0.0000	0.0000	0.0000	
TOTAL ENERGY CHARGES	PhP/kwhr	P 9.4886	P 8.3648	P 6.8688	P 6.8688	P 6.8688	P 9.4086	P 8.3648	P 6.8688	P 8.4270	P 8.3648	P 8.3648	P 8.3648	
TOTAL DEMAND CHARGE	PhP/KW	P -	P -	P 408.1766	P 408.1766	P 408.1766	P -	P -	P 408.1766	P -	P -	P -	P -	
TOTAL FIXED CHARGES	Php/meter/mo.	P 5.00	P 35.94	P 35.94	P 35.94	P 35.94	P 5.00	P 35.94	P 35.94	P -	P 35.94	P -	P -	
	Php/cust/mo.	P -	P 42.92	P 42.92	P 42.92	P 42.92	P -	P 42.92	P 42.92	P -	P 42.92	P -	P 42.92	
VAT ON TRANSMISSION		1.0176	1.3940	0.9544	0.9544	0.9544	1.0176	1.3940	0.9544	1.0176	1.3940	1.3940	1.3940	

Note : GENERATION SYSTEM SHARE VATABLE is **0.9600**

UC-ME rate is in accordance with ERC Order on Case No. 2009-028 RC
 DSM Charges are in compliance to ERC Order on Case No 2009-109 RC (RSEC-WR)-2nd year

FOR BAPA's WITH CHECK METER :	
SYSTEMS LOSS CHARGE :	0.0796 P/kWhr
METERING SYSTEM CHARGE	0.3526 P/kWhr

Prepared by:

Checked by :

Noted by:

Approved by :

KENNETH MICHAEL G. MARASIGAN
 Tariff & Statistical Analyst

JOEL O. MATULA
 Utility Economics Supervisor

SHIELA MARIE A. HEYROSA
 Corporate Manager

JONAS F. DISCAYA
 General Manager