

NEGROS OCCIDENTAL ELECTRIC COOPERATIVE, INC.
(N O C E C O)
Kabankalan City, Negros Occidental

SCHEDULE OF UNBUNDLED RATES
For the Month of June 2020

DATE : June 11, 2020


UNBUNDLED CHARGES		TYPE OF CONSUMER											VAT RATE	
DESCRIPTION	UNIT CHARGE	RESIDENTIAL	SMALL COMMERCIAL (Low Voltage)	HIGH VOLTAGE COMMERCIAL	INDUSTRIAL (High Voltage)	LARGE INDUSTRIAL High Voltage	BAPA Low Voltage	PUBLIC BUILDING (Low Voltage)	PUBLIC BUILDING (High Voltage)	SALE for RESALE (Low Voltage)	STREETLIGHTS (Low Voltage)			
											METERED	UNMETERED		
Generation Charges:														
Generation System Charge	PhP/kwhr	4.0430	4.0430	4.0430	4.0430	4.0430	4.0430	4.0430	4.0430	4.0430	4.0430	4.0430	4.0430	0.1200
Franchise & Benefits to Host Communities	PhP/kwhr	0.0000	0.0000	0.0000	0.0000	0.0000	0.0000	0.0000	0.0000	0.0000	0.0000	0.0000	0.0000	
Deferred Accounting Adjustment (DAA)	PhP/kwhr	0.0962	0.0962	0.0962	0.0962	0.0962	0.0962	0.0962	0.0962	0.0962	0.0962	0.0962	0.0962	
ICERA Adjustment Charge	PhP/kwhr	0.0070	0.0070	0.0070	0.0070	0.0070	0.0070	0.0070	0.0070	0.0070	0.0070	0.0070	0.0070	
Transmission Charges:														
Demand Charge	PhP/kw			158.6179	158.6179	158.6179			158.6179					Please refer to VAT ON TRANSMISSION below
Transmission System Charge	PhP/kwhr	1.0357	0.7102	0.0000	0.0000	0.0000	1.0357	0.7102	0.0000	1.0357	0.7102	0.7102	0.7102	
System Loss Charge	PhP/kwhr	0.6374	0.6374	0.6374	0.6374	0.6374	0.6374	0.6374	0.6374	0.6374	0.6374	0.6374	0.6374	0.0000
Distribution Charges :														
Demand Charge	PhP/kw			219.6800	219.6800	219.6800			219.6800					
Distribution System Charge	PhP/kwhr	0.5782	0.7595				0.5782	0.7595		0.5782	0.7595	0.7595	0.7595	
Supply Charges:														
Retail Customer Charge	PhP/Cust./Mo.		42.9200	42.9200	42.9200	42.9200		42.9200	42.9200		42.9200	42.9200		
Supply System Charge	PhP/kwhr	0.6001					0.6001			0.6001				
Metering Charges :														
Retail Customer Charge	PhP/Meter/Mo.	5.0000	35.9400	35.9400	35.9400	35.9400	5.0000	35.9400	35.9400		35.9400			
Metering System Charge	PhP/kwhr	0.4326					0.3526							
Inter-Class Cross Subsidy Charge	PhP/kwhr	0.0000	0.0000	0.0000	0.0000	0.0000	0.0000	0.0000	0.0000	0.0000	0.0000	0.0000	0.0000	
Universal Charges :														
Misssionary Electrification	PhP/kwhr	0.1561	0.1561	0.1561	0.1561	0.1561	0.1561	0.1561	0.1561		0.1561	0.1561		
Environmental Charge	PhP/kwhr	0.0000	0.0000	0.0000	0.0000	0.0000	0.0000	0.0000	0.0000		0.0000	0.0000		
Stranded Debts (UC-SD)	PhP/kwhr	0.0428	0.0428	0.0428	0.0428	0.0428	0.0428	0.0428	0.0428		0.0428	0.0428		
Stranded Contract Cost (UC-SCC)	PhP/kwhr	0.0000	0.0000	0.0000	0.0000	0.0000	0.0000	0.0000	0.0000		0.0000	0.0000		
Feed-In Tariff Allowance (FIT-All)	PhP/kwhr	0.0495	0.0495	0.0495	0.0495	0.0495	0.0495	0.0495	0.0495		0.0495	0.0495		
Lifeline Rate (Discount)/Subsidy	PhP/kwhr	0.0275	0.0275	0.0275	0.0275	0.0275	0.0275	0.0275	0.0275		0.0275	0.0275	0.0275	
Senior Citizen Subsidy Rate	PhP/kwhr	0.0012	0.0012	0.0012	0.0012	0.0012	0.0012	0.0012	0.0012	0.0012	0.0012	0.0012	0.0012	
Member's Contribution on CAPEX	PhP/kwhr	0.2904	0.2904	0.2904	0.2904	0.2904	0.2904	0.2904	0.2904		0.2904	0.2904	0.2904	
Power Act Rate Reduction	PhP/kwhr	0.0000					0.0000							
Power Cost Adjustment	PhP/kwhr	0.0000	0.0000	0.0000	0.0000	0.0000	0.0000	0.0000	0.0000	0.0000	0.0000	0.0000	0.0000	
TOTAL ENERGY CHARGES	PhP/kwhr	P 7.9977	P 6.8208	P 5.3511	P 5.3511	P 5.3511	P 7.9177	P 6.8208	P 5.3511	P 6.9988	P 6.8208	P 6.8208	P 6.8208	
TOTAL DEMAND CHARGE	PhP/KW	P -	P -	P 378.2979	P 378.2979	P 378.2979	P -	P -	P 378.2979	P -	P -	P -	P -	
TOTAL FIXED CHARGES	Php/meter/mo.	P 5.00	P 35.94	P 35.94	P 35.94	P 35.94	P 5.00	P 35.94	P 35.94	P -	P 35.94	P -	P -	
	Php/cust/mo.	P -	P 42.92	P 42.92	P 42.92	P 42.92	P -	P 42.92	P 42.92	P -	P 42.92	P 42.92	P 42.92	


VAT ON TRANSMISSION	0.8585	1.2520	0.8756	0.8756	0.8756	0.8585	1.2520	0.8756	0.8585	1.2520	1.2520
----------------------------	--------	--------	--------	--------	--------	--------	--------	--------	--------	--------	--------


Note : GENERATION SYSTEM SHARE VATABLE IS 0.8817


UC-ME rate is in accordance with ERC Order on Case No. 2009-028 RC
DSM Charges are in compliance to ERC Order on Case No 2009-109 RC (RSEC-WR)-2nd year

FOR BAPA's WITH CHECK METER :	
SYSTEMS LOSS CHARGE :	0.0390 P/kWhr
METERING SYSTEM CHARGE	0.3526 P/kWhr

Prepared by:

KENNETH MICHAEL G. MARASIGAN
Tariff & Statistical Analyst

Checked by :

JUEL D. MATULA
Utility Economics Supervisor

Noted by :

SHIELA MARIE A. HEYROSA
Corplan Manager

Approved by :

JONAS F. DISCAYA
General Manager