

NEGROS OCCIDENTAL ELECTRIC COOPERATIVE, INC.  
( N O C E C O )  
Kabankalan City, Negros Occidental

SCHEDULE OF UNBUNDLED RATES  
For the Month of November 2019

DATE : November 11, 2019

UNBUNDLED CHARGES		TYPE OF CONSUMER											VAT RATE	
DESCRIPTION	UNIT CHARGE	RESIDENTIAL	SMALL COMMERCIAL (Low Voltage)	HIGH VOLTAGE COMMERCIAL	INDUSTRIAL (High Voltage)	LARGE INDUSTRIAL High Voltage	BAPA Low Voltage	PUBLIC BUILDING (Low Voltage)	PUBLIC BUILDING (High Voltage)	SALE for RESALE (Low Voltage)	STREETLIGHTS (Low Voltage)			
											METERED	UNMETERED		
<b>Generation Charges:</b>														
Generation System Charge	PhP/kwhr	5.1275	5.1275	5.1275	5.1275	5.1275	5.1275	5.1275	5.1275	5.1275	5.1275	5.1275	5.1275	0.1200
Franchise & Benefits to Host Communities	PhP/kwhr	0.0000	0.0000	0.0000	0.0000	0.0000	0.0000	0.0000	0.0000	0.0000	0.0000	0.0000	0.0000	
Deferred Accounting Adjustment (DAA)	PhP/kwhr	0.1069	0.1069	0.1069	0.1069	0.1069	0.1069	0.1069	0.1069	0.1069	0.1069	0.1069	0.1069	
ICERA Adjustment Charge	PhP/kwhr	0.0077	0.0077	0.0077	0.0077	0.0077	0.0077	0.0077	0.0077	0.0077	0.0077	0.0077	0.0077	
<b>Transmission Charges:</b>														
Demand Charge	PhP/kw			247.4609	247.4609	247.4609			247.4609					Please refer to VAT ON TRANSMISSION below
Transmission System Charge	PhP/kwhr	0.9867	0.8164	0.0000	0.0000	0.0000	0.9867	0.8164	0.0000	0.9867	0.8164	0.8164	0.8164	
System Loss Charge	PhP/kwhr	0.8354	0.8354	0.8354	0.8354	0.8354	0.8354	0.8354	0.8354	0.8354	0.8354	0.8354	0.8354	0.0000
<b>Distribution Charges :</b>														
Demand Charge	PhP/kw			219.6800	219.6800	219.6800			219.6800					
Distribution System Charge	PhP/kwhr	0.5782	0.7595				0.5782	0.7595		0.5782	0.7595	0.7595		
<b>Supply Charges:</b>														
Retail Customer Charge	PhP/Cust./Mo.		42.9200	42.9200	42.9200	42.9200		42.9200	42.9200			42.9200	42.9200	
Supply System Charge	PhP/kwhr	0.6001					0.6001			0.6001				
<b>Metering Charges :</b>														
Retail Customer Charge	PhP/Meter/Mo.	5.0000	35.9400	35.9400	35.9400	35.9400	5.0000	35.9400	35.9400			35.9400		
Metering System Charge	PhP/kwhr	0.4326					0.3526							
Inter-Class Cross Subsidy Charge	PhP/kwhr	0.0000	0.0000	0.0000	0.0000	0.0000	0.0000	0.0000	0.0000	0.0000	0.0000	0.0000	0.0000	
<b>Universal Charges :</b>														
Missionary Electrification	PhP/kwhr	0.1561	0.1561	0.1561	0.1561	0.1561	0.1561	0.1561	0.1561			0.1561	0.1561	
Environmental Charge	PhP/kwhr	0.0025	0.0025	0.0025	0.0025	0.0025	0.0025	0.0025	0.0025			0.0025	0.0025	
Stranded Debts (UC-SD)	PhP/kwhr	0.0428	0.0428	0.0428	0.0428	0.0428	0.0428	0.0428	0.0428			0.0428	0.0428	
Stranded Contract Cost (UC-SCC)	PhP/kwhr	0.0543	0.0543	0.0543	0.0543	0.0543	0.0543	0.0543	0.0543			0.0543	0.0543	
Feed-In Tariff Allowance (FIT-All)	PhP/kwhr	0.2226	0.2226	0.2226	0.2226	0.2226	0.2226	0.2226	0.2226			0.2226	0.2226	
Lifeline Rate (Discount)/Subsidy	PhP/kwhr	0.0577	0.0577	0.0577	0.0577	0.0577	0.0577	0.0577	0.0577			0.0577	0.0577	
Senior Citizen Subsidy Rate	PhP/kwhr	0.0025	0.0025	0.0025	0.0025	0.0025	0.0025	0.0025	0.0025	0.0025		0.0025	0.0025	
Member's Contribution on CAPEX	PhP/kwhr	0.2904	0.2904	0.2904	0.2904	0.2904	0.2904	0.2904	0.2904			0.2904	0.2904	
Power Act Rate Reduction	PhP/kwhr	0.0000					0.0000							
Power Cost Adjustment	PhP/kwhr	0.0000	0.0000	0.0000	0.0000	0.0000	0.0000	0.0000	0.0000	0.0000	0.0000	0.0000	0.0000	
TOTAL ENERGY CHARGES	PhP/kwhr	P 9.5040	P 8.4823	P 6.9064	P 6.9064	P 6.9064	P 9.4240	P 8.4823	P 6.9064	P 8.2450	P 8.4823	P 8.4823	P 8.4823	
TOTAL DEMAND CHARGE	Php/KW	P -	P -	P 467.1409	P 467.1409	P 467.1409	P -	P -	P 467.1409	P -	P -	P -	P -	
TOTAL FIXED CHARGES	Php/meter/mo.	P 5.00	P 35.94	P 35.94	P 35.94	P 35.94	P 5.00	P 35.94	P 35.94	P -	P 35.94	P -	P -	
	PhP/cust/mo.	P -	P 42.92	P 42.92	P 42.92	P 42.92	P -	P 42.92	P 42.92	P -	P 42.92	P -	P 42.92	


VAT ON TRANSMISSION	0.9941	1.2014	0.9167	0.9167	0.9167	0.9941	1.2014	0.9167	0.9941	1.2014	1.2014
---------------------	--------	--------	--------	--------	--------	--------	--------	--------	--------	--------	--------


Note : GENERATION SYSTEM SHARE VATABLE is 0.8908


UC-ME rate is in accordance with ERC Order on Case No. 2009-028 RC  
DSM Charges are in compliance to ERC Order on Case No 2009-109 RC (RSEC-WR)-2nd year

<b>FOR BAPA's WITH CHECK METER :</b>	
SYSTEMS LOSS CHARGE :	0.1294 P/kWhr
METERING SYSTEM CHARGE	0.3526 P/kWhr

Prepared by:  
  
KENNETH MICHAEL G. MARASIGAN  
Tariff & Statistics Analyst

Checked by:  
  
JOEL D. MATULA  
Utility Economics Supervisor

Noted by:  
  
SHEILA MARIE A. HEYROSA  
Corplan Manager

Approved by:  
  
JONASE DISCAYA  
General Manager