

NEGROS OCCIDENTAL ELECTRIC COOPERATIVE, INC.
(N O C E C O)
 Kabankalan City, Negros Occidental

SCHEDULE OF UNBUNDLED RATES
 For the Month of July 2019


DATE : **July 10, 2019**


UNBUNDLED CHARGES		TYPE OF CONSUMER											VAT RATE	
DESCRIPTION	UNIT CHARGE	RESIDENTIAL	SMALL COMMERCIAL (Low Voltage)	HIGH VOLTAGE COMMERCIAL	INDUSTRIAL (High Voltage)	LARGE INDUSTRIAL High Voltage	BAPA Low Voltage	PUBLIC BUILDING (Low Voltage)	PUBLIC BUILDING (High Voltage)	SALE for RESALE (Low Voltage)	STREETLIGHTS (Low Voltage)			
											METERED	UNMETERED		
Generation Charges:														
Generation System Charge	PhP/kwhr	7.0252	7.0252	7.0252	7.0252	7.0252	7.0252	7.0252	7.0252	7.0252	7.0252	7.0252	7.0252	0.1200
Franchise & Benefits to Host Communities	PhP/kwhr	0.0000	0.0000	0.0000	0.0000	0.0000	0.0000	0.0000	0.0000	0.0000	0.0000	0.0000	0.0000	
Defered Accounting Adjustment (DAA)	PhP/kwhr	0.0954	0.0954	0.0954	0.0954	0.0954	0.0954	0.0954	0.0954	0.0954	0.0954	0.0954	0.0954	
ICERA Adjustment Charge	PhP/kwhr	0.0069	0.0069	0.0069	0.0069	0.0069	0.0069	0.0069	0.0069	0.0069	0.0069	0.0069	0.0069	
Transmission Charges:														
Demand Charge	PhP/kw			238.5339	238.5339	238.5339			238.5339					Please refer to VAT ON TRANSMISSION below
Transmission System Charge	PhP/kwhr	0.8054	0.7167	0.0000	0.0000	0.0000	0.8054	0.7167	0.0000	0.8054	0.7167	0.7167	0.7167	
System Loss Charge	PhP/kwhr	1.0424	1.0424	1.0424	1.0424	1.0424	1.0424	1.0424	1.0424	1.0424	1.0424	1.0424	1.0424	0.0000
Distribution Charges :														
Demand Charge	PhP/kw			219.6800	219.6800	219.6800			219.6800					
Distribution System Charge	PhP/kwhr	0.5782	0.7595				0.5782	0.7595		0.5782	0.7595	0.7595	0.7595	
Supply Charges:														
Retail Customer Charge	PhP/Cust./Mo.		42.9200	42.9200	42.9200	42.9200		42.9200	42.9200		42.9200	42.9200	42.9200	
Supply System Charge	PhP/kwhr	0.6001					0.6001			0.6001				
Metering Charges :														
Retail Customer Charge	PhP/Meter/Mo.	5.0000	35.9400	35.9400	35.9400	35.9400	5.0000	35.9400	35.9400		35.9400			
Metering System Charge	PhP/kwhr	0.4326					0.3526							
Inter-Class Cross Subsidy Charge	PhP/kwhr	0.0000	0.0000	0.0000	0.0000	0.0000	0.0000	0.0000	0.0000	0.0000	0.0000	0.0000	0.0000	
Universal Charges :														
Missionary Electrification	PhP/kwhr	0.1561	0.1561	0.1561	0.1561	0.1561	0.1561	0.1561	0.1561		0.1561	0.1561	0.1561	
Environmental Charge	PhP/kwhr	0.0025	0.0025	0.0025	0.0025	0.0025	0.0025	0.0025	0.0025		0.0025	0.0025	0.0025	
Stranded Debts (UC-SD)	PhP/kwhr	0.0428	0.0428	0.0428	0.0428	0.0428	0.0428	0.0428	0.0428		0.0428	0.0428	0.0428	
Stranded Contract Cost (UC-SCC)	PhP/kwhr	0.0543	0.0543	0.0543	0.0543	0.0543	0.0543	0.0543	0.0543		0.0543	0.0543	0.0543	
Feed-In Tariff Allowance (FIT-All)	PhP/kwhr	0.2226	0.2226	0.2226	0.2226	0.2226	0.2226	0.2226	0.2226		0.2226	0.2226	0.2226	
Lifeline Rate (Discount)/Subsidy	PhP/kwhr	0.0546	0.0546	0.0546	0.0546	0.0546	0.0546	0.0546	0.0546		0.0546	0.0546	0.0546	
Senior Citizen Subsidy Rate	PhP/kwhr	0.0024	0.0024	0.0024	0.0024	0.0024	0.0024	0.0024	0.0024	0.0024	0.0024	0.0024	0.0024	
Member's Contribution on CAPEX	PhP/kwhr	0.2904	0.2904	0.2904	0.2904	0.2904	0.2904	0.2904	0.2904	0.2904	0.2904	0.2904	0.2904	
Power Act Rate Reduction	PhP/kwhr	0.0000					0.0000							
Power Cost Adjustment	PhP/kwhr	0.0000	0.0000	0.0000	0.0000	0.0000	0.0000	0.0000	0.0000	0.0000	0.0000	0.0000	0.0000	
TOTAL ENERGY CHARGES	PhP/kwhr	P 11.4119	P 10.4718	P 8.9956	P 8.9956	P 8.9956	P 11.3319	P 10.4718	P 8.9956	P 10.1560	P 10.4718	P 10.4718	P 10.4718	
TOTAL DEMAND CHARGE	PhP/KW	P -	P -	P 458.2139	P 458.2139	P 458.2139	P -	P -	P 458.2139	P -	P -	P -	P -	
TOTAL FIXED CHARGES	Php/meter/mo.	P 5.00	P 35.94	P 35.94	P 35.94	P 35.94	P 5.00	P 35.94	P 35.94	P -	P 35.94	P -	P -	
	PhP/cust/mo.	P -	P 42.92	P 42.92	P 42.92	P 42.92	P -	P 42.92	P 42.92	P -	P 42.92	P -	P 42.92	


VAT ON TRANSMISSION	1.0647	1.1965	0.9658	0.9658	0.9658	1.0647	1.1965	0.9658	1.0647	1.1965	1.1965
----------------------------	---------------	---------------	---------------	---------------	---------------	---------------	---------------	---------------	---------------	---------------	---------------

Note : GENERATION SYSTEM SHARE VATABLE is **0.8733**
 UC-ME rate is in accordance with ERC Order on Case No. 2009-028 RC
 DSM Charges are in compliance to ERC Order on Case No 2009-109 RC (RSEC-WR)-2nd year

FOR BAPA's WITH CHECK METER :
 SYSTEMS LOSS CHARGE : **0.1966 P/kWhr**
 METERING SYSTEM CHARGE **0.3526 P/kWhr**

Prepared by:

KENNETH MICHAEL G. MARASIGAN
 Tariff & Statistics Analyst

Checked by :

JOEL Q. MATULA
 Utility Economics Supervisor

Noted by :

SHEILA MARIE A. HEYROSA
 Compliance Manager

Approved by :

JONAS F. DISCAYA
 General Manager