

NEGROS OCCIDENTAL ELECTRIC COOPERATIVE, INC.
(N O C E C O)
Kabankalan City, Negros Occidental

SCHEDULE OF UNBUNDLED RATES
For the Month of January 2019

DATE :

January 10, 2019


UNBUNDLED CHARGES		TYPE OF CONSUMER											VAT RATE	
		RESIDENTIAL	SMALL COMMERCIAL (Low Voltage)	HIGH VOLTAGE COMMERCIAL	INDUSTRIAL (High Voltage)	LARGE INDUSTRIAL High Voltage	BAPA Low Voltage	PUBLIC BUILDING (Low Voltage)	PUBLIC BUILDING (High Voltage)	SALE for RESALE (Low Voltage)	STREETLIGHTS (Low Voltage)			
DESCRIPTION	UNIT CHARGE										METERED	UNMETERED		
Generation Charges:														
Generation System Charge	PhP/kwhr	5.0441	5.0441	5.0441	5.0441	5.0441	5.0441	5.0441	5.0441	5.0441	5.0441	5.0441	5.0441	0.1200
Franchise & Benefits to Host Communities	PhP/kwhr	0.0000	0.0000	0.0000	0.0000	0.0000	0.0000	0.0000	0.0000	0.0000	0.0000	0.0000	0.0000	
Deferred Accounting Adjustment (DAA)	PhP/kwhr	0.1132	0.1132	0.1132	0.1132	0.1132	0.1132	0.1132	0.1132	0.1132	0.1132	0.1132	0.1132	
ICERA Adjustment Charge	PhP/kwhr	0.0082	0.0082	0.0082	0.0082	0.0082	0.0082	0.0082	0.0082	0.0082	0.0082	0.0082	0.0082	
Transmission Charges:														
Demand Charge	PhP/kw			252.9173	252.9173	252.9173				252.9173				Please refer to VAT ON TRANSMISSION below
Transmission System Charge	PhP/kwhr	1.0926	1.0621	0.0000	0.0000	0.0000	1.0926	1.0621	0.0000	1.0926	1.0621	1.0621	1.0621	
System Loss Charge	PhP/kwhr	0.8452	0.8452	0.8452	0.8452	0.8452	0.8452	0.8452	0.8452	0.8452	0.8452	0.8452	0.8452	0.0000
Distribution Charges :														
Demand Charge	PhP/kw			219.6800	219.6800	219.6800				219.6800				
Distribution System Charge	PhP/kwhr	0.5782	0.7595				0.5782	0.7595		0.5782	0.7595	0.7595	0.7595	
Supply Charges:														
Retail Customer Charge	PhP/Cust./Mo.		42.9200	42.9200	42.9200	42.9200			42.9200	42.9200				
Supply System Charge	PhP/kwhr	0.6001					0.6001				0.6001		42.9200	42.9200
Metering Charges :														
Retail Customer Charge	PhP/Meter/Mo.	5.0000	35.9400	35.9400	35.9400	35.9400	5.0000	35.9400	35.9400		35.9400			
Metering System Charge	PhP/kwhr	0.4326					0.3526							
Inter-Class Cross Subsidy Charge	PhP/kwhr	0.0000	0.0000	0.0000	0.0000	0.0000	0.0000	0.0000	0.0000	0.0000	0.0000	0.0000	0.0000	
Universal Charges :														
Missionary Electrification	PhP/kwhr	0.1561	0.1561	0.1561	0.1561	0.1561	0.1561	0.1561	0.1561	0.1561	0.1561	0.1561	0.1561	
Environmental Charge	PhP/kwhr	0.0025	0.0025	0.0025	0.0025	0.0025	0.0025	0.0025	0.0025	0.0025	0.0025	0.0025	0.0025	
Stranded Debts (UC-SD)	PhP/kwhr	0.0265	0.0265	0.0265	0.0265	0.0265	0.0265	0.0265	0.0265	0.0265	0.0265	0.0265	0.0265	
Stranded Contract Cost (UC-SCC)	PhP/kwhr	0.1938	0.1938	0.1938	0.1938	0.1938	0.1938	0.1938	0.1938	0.1938	0.1938	0.1938	0.1938	
Feed-In Tariff Allowance (FIT-All)	PhP/kwhr	0.2563	0.2563	0.2563	0.2563	0.2563	0.2563	0.2563	0.2563	0.2563	0.2563	0.2563	0.2563	
Lifeline Rate (Discount)/Subsidy	PhP/kwhr	0.0633	0.0633	0.0633	0.0633	0.0633	0.0633	0.0633	0.0633	0.0633	0.0633	0.0633	0.0633	
Senior Citizen Subsidy Rate	PhP/kwhr	0.0026	0.0026	0.0026	0.0026	0.0026	0.0026	0.0026	0.0026	0.0026	0.0026	0.0026	0.0026	
Member's Contribution on CAPEX	PhP/kwhr	0.2904	0.2904	0.2904	0.2904	0.2904	0.2904	0.2904	0.2904	0.2904	0.2904	0.2904	0.2904	
Power Act Rate Reduction	PhP/kwhr	0.0000					0.0000							
Power Cost Adjustment	PhP/kwhr	0.0000	0.0000	0.0000	0.0000	0.0000	0.0000	0.0000	0.0000	0.0000	0.0000	0.0000	0.0000	
TOTAL ENERGY CHARGES	PhP/kwhr	P 9.7057	P 8.8238	P 7.0022	P 7.0022	P 7.0022	P 9.6257	P 8.8238	P 7.0022	P 8.2842	P 8.8238	P 8.8238	P 8.8238	
TOTAL DEMAND CHARGE	PhP/KW	P -	P -	P 472.5973	P 472.5973	P 472.5973	P -	P -	P 472.5973	P -	P -	P -	P -	
TOTAL FIXED CHARGES	Php/meter/mo.	P 5.00	P 35.94	P 35.94	P 35.94	P 35.94	P 5.00	P 35.94	P 35.94	P -	P 35.94	P -	P -	
	Php/cust/mo.	P -	P 42.92	P 42.92	P 42.92	P 42.92	P -	P 42.92	P 42.92	P -	P 42.92	P -	P 42.92	


VAT ON TRANSMISSION	0.9961	1.0247	0.8783	0.8783	0.8783	0.9961	1.0247	0.8783	0.9961	1.0247	1.0247
----------------------------	---------------	---------------	---------------	---------------	---------------	---------------	---------------	---------------	---------------	---------------	---------------

Note : GENERATION SYSTEM SHARE VATABLE is 0.9767

UC-ME rate is in accordance with ERC Order on Case No. 2009-028 RC
DSM Charges are in compliance to ERC Order on Case No 2009-109 RC (RSEC-WR)-2nd year


FOR BAPA's WITH CHECK METER :	
SYSTEMS LOSS CHARGE :	0.1234 P/kWhr
METERING SYSTEM CHARGE	0.3526 P/kWhr

Prepared by:

KENNETH MICHAEL G. MARASIGAN
Tariff & Statistics Analyst

Checked by:

JOE D. MATULA
Utility Economics Supervisor

Noted by:

SHEILA MARIE A. HEYROSA
Complan Manager

Approved by:

JONAS BISCAYA
General Manager

1/14/19
1-10-19
01/11/19
1/11/2019 8:24 AM
000. monat ilha