

NEGROS OCCIDENTAL ELECTRIC COOPERATIVE, INC.
(N O C E C O)
Kabankalan City, Negros Occidental

SCHEDULE OF UNBUNDLED RATES
For the Month of August 2019

DATE : August 8, 2019


UNBUNDLED CHARGES		TYPE OF CONSUMER											VAT RATE	
		RESIDENTIAL	SMALL COMMERCIAL (Low Voltage)	HIGH VOLTAGE COMMERCIAL	INDUSTRIAL (High Voltage)	LARGE INDUSTRIAL High Voltage	BAPA Low Voltage	PUBLIC BUILDING (Low Voltage)	PUBLIC BUILDING (High Voltage)	SALE for RESALE (Low Voltage)	STREETLIGHTS (Low Voltage)			
DESCRIPTION	UNIT CHARGE										METERED	UNMETERED		
Generation Charges:														
Generation System Charge	PhP/kwhr	5.4666	5.4666	5.4666	5.4666	5.4666	5.4666	5.4666	5.4666	5.4666	5.4666	5.4666	5.4666	0.1200
Franchise & Benefits to Host Communities	PhP/kwhr	0.0000	0.0000	0.0000	0.0000	0.0000	0.0000	0.0000	0.0000	0.0000	0.0000	0.0000	0.0000	
Deferred Accounting Adjustment (DAA)	PhP/kwhr	0.1078	0.1078	0.1078	0.1078	0.1078	0.1078	0.1078	0.1078	0.1078	0.1078	0.1078	0.1078	
ICERA Adjustment Charge	PhP/kwhr	0.0078	0.0078	0.0078	0.0078	0.0078	0.0078	0.0078	0.0078	0.0078	0.0078	0.0078	0.0078	
Transmission Charges:														
Demand Charge	PhP/kw			293.3239	293.3239	293.3239				293.3239				Please refer to VAT ON TRANSMISSION below
Transmission System Charge	PhP/kwhr	1.0312	0.8555	0.0000	0.0000	0.0000	1.0312	0.8555	0.0000	1.0312	0.8555	0.8555	0.8555	
System Loss Charge	PhP/kwhr	0.8558	0.8558	0.8558	0.8558	0.8558	0.8558	0.8558	0.8558	0.8558	0.8558	0.8558	0.8558	0.0000
Distribution Charges :														
Demand Charge	PhP/kw			219.6800	219.6800	219.6800				219.6800				
Distribution System Charge	PhP/kwhr	0.5782	0.7595				0.5782	0.7595		0.5782	0.7595	0.7595	0.7595	
Supply Charges:														
Retail Customer Charge	PhP/Cust./Mo.		42.9200	42.9200	42.9200	42.9200			42.9200	42.9200			42.9200	42.9200
Supply System Charge	PhP/kwhr	0.6001					0.6001				0.6001			
Metering Charges :														
Retail Customer Charge	PhP/Meter/Mo.	5.0000	35.9400	35.9400	35.9400	35.9400	5.0000	35.9400	35.9400				35.9400	
Metering System Charge	PhP/kwhr	0.4326					0.3526							
Inter-Class Cross Subsidy Charge	PhP/kwhr	0.0000	0.0000	0.0000	0.0000	0.0000	0.0000	0.0000	0.0000	0.0000	0.0000	0.0000	0.0000	
Universal Charges :														
Missionary Electrification	PhP/kwhr	0.1561	0.1561	0.1561	0.1561	0.1561	0.1561	0.1561	0.1561	0.1561			0.1561	0.1561
Environmental Charge	PhP/kwhr	0.0025	0.0025	0.0025	0.0025	0.0025	0.0025	0.0025	0.0025	0.0025			0.0025	0.0025
Stranded Debts (UC-SD)	PhP/kwhr	0.0428	0.0428	0.0428	0.0428	0.0428	0.0428	0.0428	0.0428	0.0428			0.0428	0.0428
Stranded Contract Cost (UC-SCC)	PhP/kwhr	0.0543	0.0543	0.0543	0.0543	0.0543	0.0543	0.0543	0.0543	0.0543			0.0543	0.0543
Feed-In Tariff Allowance (FIT-All)	PhP/kwhr	0.2226	0.2226	0.2226	0.2226	0.2226	0.2226	0.2226	0.2226	0.2226			0.2226	0.2226
Lifeline Rate (Discount)/Subsidy	PhP/kwhr	0.0578	0.0578	0.0578	0.0578	0.0578	0.0578	0.0578	0.0578	0.0578			0.0578	0.0578
Senior Citizen Subsidy Rate	PhP/kwhr	0.0026	0.0026	0.0026	0.0026	0.0026	0.0026	0.0026	0.0026	0.0026	0.0026		0.0026	0.0026
Member's Contribution on CAPEX	PhP/kwhr	0.2904	0.2904	0.2904	0.2904	0.2904	0.2904	0.2904	0.2904	0.2904			0.2904	0.2904
Power Act Rate Reduction	PhP/kwhr	0.0000					0.0000							
Power Cost Adjustment	PhP/kwhr	0.0000	0.0000	0.0000	0.0000	0.0000	0.0000	0.0000	0.0000	0.0000	0.0000	0.0000	0.0000	0.0000
TOTAL ENERGY CHARGES	PhP/kwhr	P 9.9092	P 8.8821	P 7.2671	P 7.2671	P 7.2671	P 9.8292	P 8.8821	P 7.2671	P 8.6501	P 8.8821	P 8.8821	P 8.8821	
TOTAL DEMAND CHARGE	PhP/KW	P -	P -	P 513.0039	P 513.0039	P 513.0039	P -	P -	P 513.0039	P -	P -	P -	P -	
TOTAL FIXED CHARGES	Php/meter/mo.	P 5.00	P 35.94	P 35.94	P 35.94	P 35.94	P 5.00	P 35.94	P 35.94	P -	P 35.94	P -	P -	
	Php/cust/mo.	P -	P 42.92	P 42.92	P 42.92	P 42.92	P -	P 42.92	P 42.92	P -	P 42.92	P -	P 42.92	


VAT ON TRANSMISSION	0.9891	1.1923	0.9294	0.9294	0.9294	0.9891	1.1923	0.9294	0.9891	1.1923	1.1923
----------------------------	--------	--------	--------	--------	--------	--------	--------	--------	--------	--------	--------


Note : GENERATION SYSTEM SHARE VATABLE is 1.0975
 UC-ME rate is in accordance with ERC Order on Case No. 2009-028 RC
 DSM Charges are in compliance to ERC Order on Case No 2009-109 RC (RSEC-WR)-2nd year

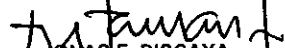
FOR BAPA's WITH CHECK METER :

SYSTEMS LOSS CHARGE : 0.1182 P/kWhr
 METERING SYSTEM CHARGE 0.3526 P/kWhr

Prepared by:

KENNETH MICHAEL G. MARASIGAN
 Tariff & Statistics Analyst

Checked by:

SOEL M. MATULA
 Utility Economics Supervisor

Noted by:

SHIEL MARIE A. HEYROSA
 Corpnl Manager

Approved by:

JONAS F. DISCAYA
 General Manager

8/8/19